

# Acute Respiratory Disease Weekly Surveillance Summary Among Army Trainees

Week Ending 24 January 2026

**Fort Benning**  
(formerly Fort Moore)

**Definitions:**

**Acute Respiratory Disease (ARD) Rate**=(ARD Cases/Trainees) x 100

**Strep Rate**=(Positive Strep Cultures/Total Strep Cultures) x 100

**Strep-ARD Surveillance Index (SASI)**=(ARD Rate x Strep Rate)

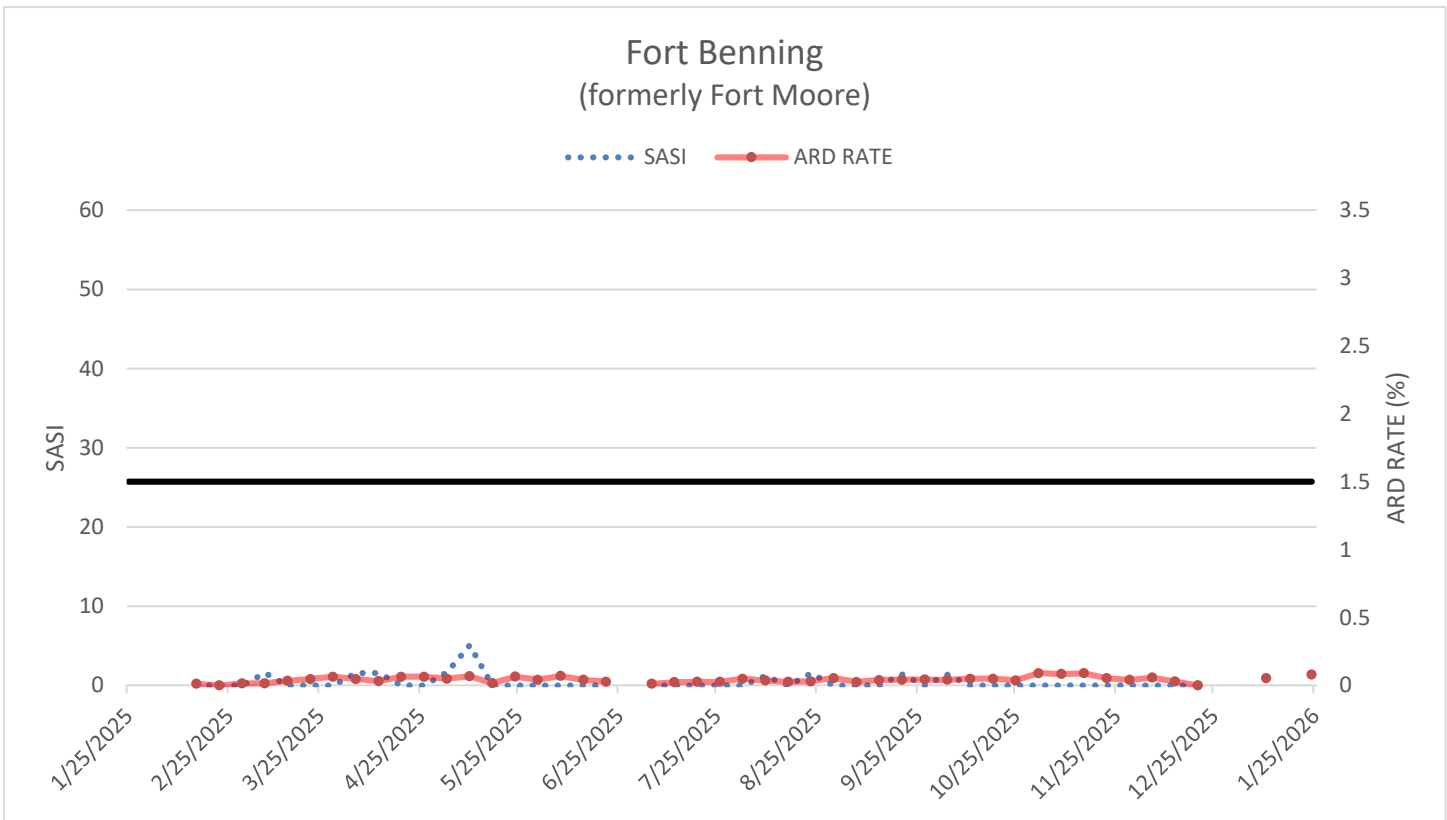
**Strep Testing Compliance (STC)**= Percent of febrile ARD cases tested for Strep at each installation (installations highlighted in red are at less than 60% compliance)

**NOTE:** The ARD and strep rates are for febrile cases only. An ARD case is defined as a trainee with an oral temperature of at least 100.5°F, at least one symptom of acute respiratory inflammation, and a limited duty profile signed by the examining medical provider, which limits or restricts duty for at least 8 hours.

	ARD Rate	SASI	STC
Fort Benning	0.08 (NA)	1.33 (NA)	100%
Fort Jackson	NA	NA	NA
Fort Leonard Wood	0.09 (↓)	0.00 (↔)	0%
Fort Sill	0.15 (NA)	0.00 (NA)	20%

**Weekly Rate/SASI (Change from Previous Week)**

↑=Increase    ↓=Decrease    ↔=No Change  
NA=Not Available    — Testing Not Necessary



Data Source: ARD Weekly Report

Threshold: ARD Rate exceeding 1.5% or SASI exceeding 25\*

\*Exceedance of either threshold for 2 consecutive weeks is defined as a potential outbreak and prompts investigation at the installation level.

Note: Missing data between 27 December 2025 and 03 January 2026 were due to block leave. Also, some installations are missing data between 19 November 2022 and 24 January 2026 due to issues with the transition to using MHS GENESIS data.

Males			
Unit Strength	ARD Cases	Strep Test Done	Strep Positive
7,257	6	6	1

Females			
Unit Strength	ARD Cases	Strep Test Done	Strep Positive
286	0	0	0

If you have questions, comments or suggestions about this report, please contact [Disease Epidemiology](#)

APPROVED FOR PUBLIC RELEASE, DISTRIBUTION UNLIMITED



# Acute Respiratory Disease Weekly Surveillance Summary Among Army Trainees

Week Ending 24 January 2026

**Fort Jackson**

**Definitions:**

**Acute Respiratory Disease (ARD) Rate**=(ARD Cases/Trainees) x 100

**Strep Rate**=(Positive Strep Cultures/Total Strep Cultures) x 100

**Strep-ARD Surveillance Index (SASI)**=(ARD Rate x Strep Rate)

**Strep Testing Compliance (STC)**= Percent of febrile ARD cases tested for Strep at each installation (installations highlighted in red are at less than 60% compliance)

**NOTE:** The ARD and strep rates are for febrile cases only. An ARD case is defined as a trainee with an oral temperature of at least 100.5°F, at least one symptom of acute respiratory inflammation, and a limited duty profile signed by the examining medical provider, which limits or restricts duty for at least 8 hours.

	ARD Rate	SASI	STC
Fort Benning	0.08 (NA)	1.33 (NA)	100%
Fort Jackson	NA	NA	NA
Fort Leonard Wood	0.09 (↓)	0.00 (↔)	0%
Fort Sill	0.15 (NA)	0.00 (NA)	20%

**Weekly Rate/SASI (Change from Previous Week)**

↑=Increase   ↓=Decrease   ↔=No Change  
 NA=Not Available   —=Testing Not Necessary

Due to issues with the transition to MHS GENESIS, data from Fort Jackson is not available at this time.

Data Source: ARD Weekly Report

Threshold: ARD Rate exceeding 1.5% or SASI exceeding 25\*

\*Exceedance of either threshold for 2 consecutive weeks is defined as a potential outbreak and prompts investigation at the installation level.

Note: Missing data between 27 December 2025 and 03 January 2026 were due to block leave. Also, some installations are missing data between 19 November 2022 and 24 January 2026 due to issues with the transition to using MHS GENESIS data.

Males			
Unit Strength	ARD Cases	Strep Test Done	Strep Positive
NA	NA	NA	NA

Females			
Unit Strength	ARD Cases	Strep Test Done	Strep Positive
NA	NA	NA	NA

If you have questions, comments or suggestions about this report, please contact [Disease Epidemiology](#)

APPROVED FOR PUBLIC RELEASE, DISTRIBUTION UNLIMITED

# Acute Respiratory Disease Weekly Surveillance Summary Among Army Trainees

Week Ending 24 January 2026

## Fort Leonard Wood

**Definitions:**

**Acute Respiratory Disease (ARD) Rate**=(ARD Cases/Trainees) x 100

**Strep Rate**=(Positive Strep Cultures/Total Strep Cultures) x 100

**Strep-ARD Surveillance Index (SASI)**=(ARD Rate x Strep Rate)

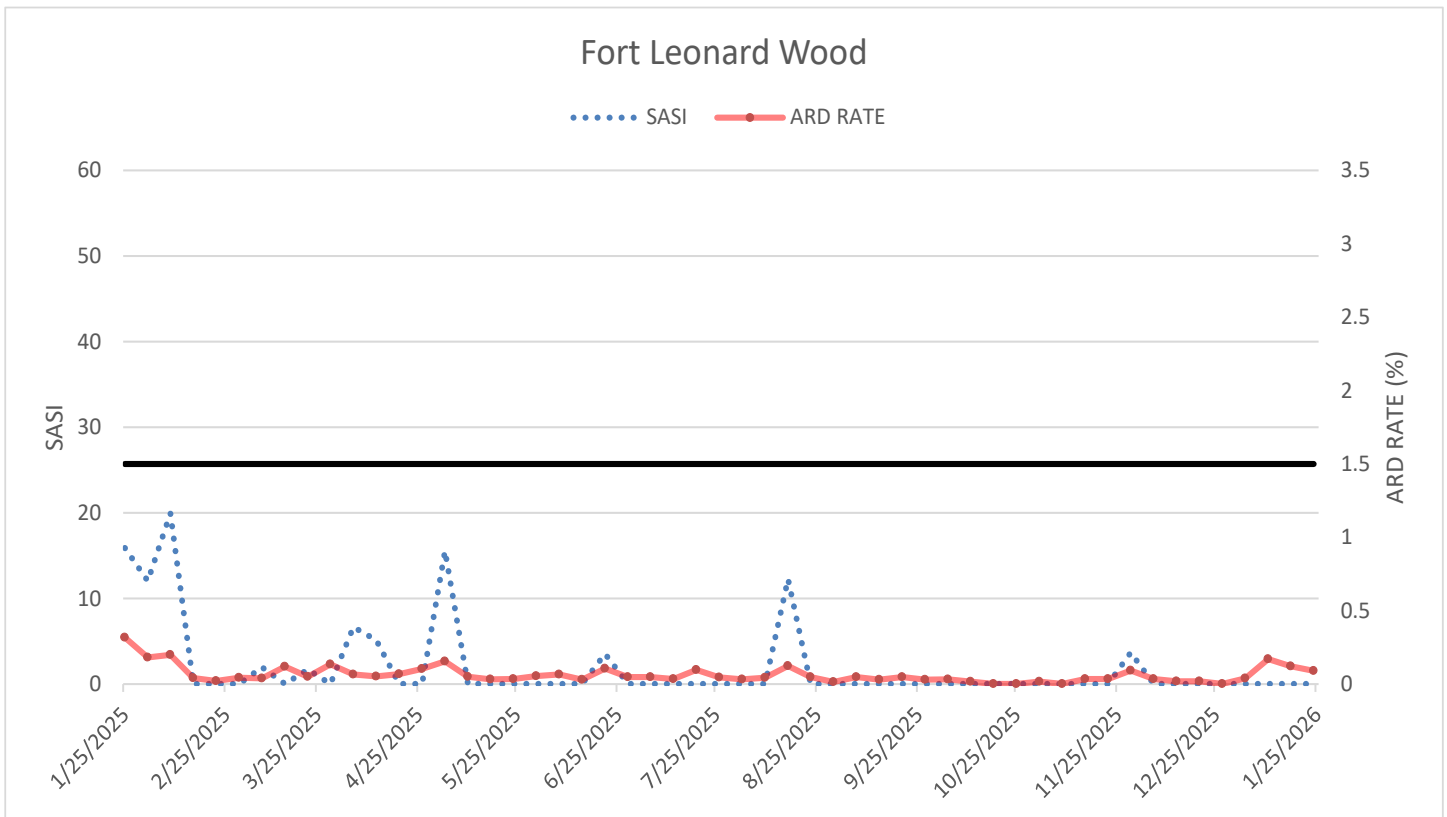
**Strep Testing Compliance (STC)**= Percent of febrile ARD cases tested for Strep at each installation (installations highlighted in red are at less than 60% compliance)

**NOTE:** The ARD and strep rates are for febrile cases only. An ARD case is defined as a trainee with an oral temperature of at least 100.5°F, at least one symptom of acute respiratory inflammation, and a limited duty profile signed by the examining medical provider, which limits or restricts duty for at least 8 hours.

	ARD Rate	SASI	STC
Fort Benning	0.08 (NA)	1.33 (NA)	100%
Fort Jackson	NA	NA	NA
Fort Leonard Wood	0.09 (↓)	0.00 (↔)	0%
Fort Sill	0.15 (NA)	0.00 (NA)	20%

**Weekly Rate/SASI (Change from Previous Week)**

↑=Increase   ↓=Decrease   ↔=No Change  
NA=Not Available   — Testing Not Necessary



Data Source: ARD Weekly Report

Threshold: ARD Rate exceeding 1.5% or SASI exceeding 25\*

\*Exceedance of either threshold for 2 consecutive weeks is defined as a potential outbreak and prompts investigation at the installation level.

Note: Missing data between 27 December 2025 and 03 January 2026 were due to block leave. Also, some installations are missing data between 19 November 2022 and 24 January 2026 due to issues with the transition to using MHS GENESIS data.

Males			
Unit Strength	ARD Cases	Strep Test Done	Strep Positive
3,999	3	0	0

Females			
Unit Strength	ARD Cases	Strep Test Done	Strep Positive
1,597	2	0	0

If you have questions, comments or suggestions about this report, please contact [Disease Epidemiology](#)

APPROVED FOR PUBLIC RELEASE, DISTRIBUTION UNLIMITED

# Acute Respiratory Disease Weekly Surveillance Summary Among Army Trainees

Week Ending 24 January 2026

**Fort Sill**

**Definitions:**

**Acute Respiratory Disease (ARD) Rate**=(ARD Cases/Trainees) x 100

**Strep Rate**=(Positive Strep Cultures/Total Strep Cultures) x 100

**Strep-ARD Surveillance Index (SASI)**=(ARD Rate x Strep Rate)

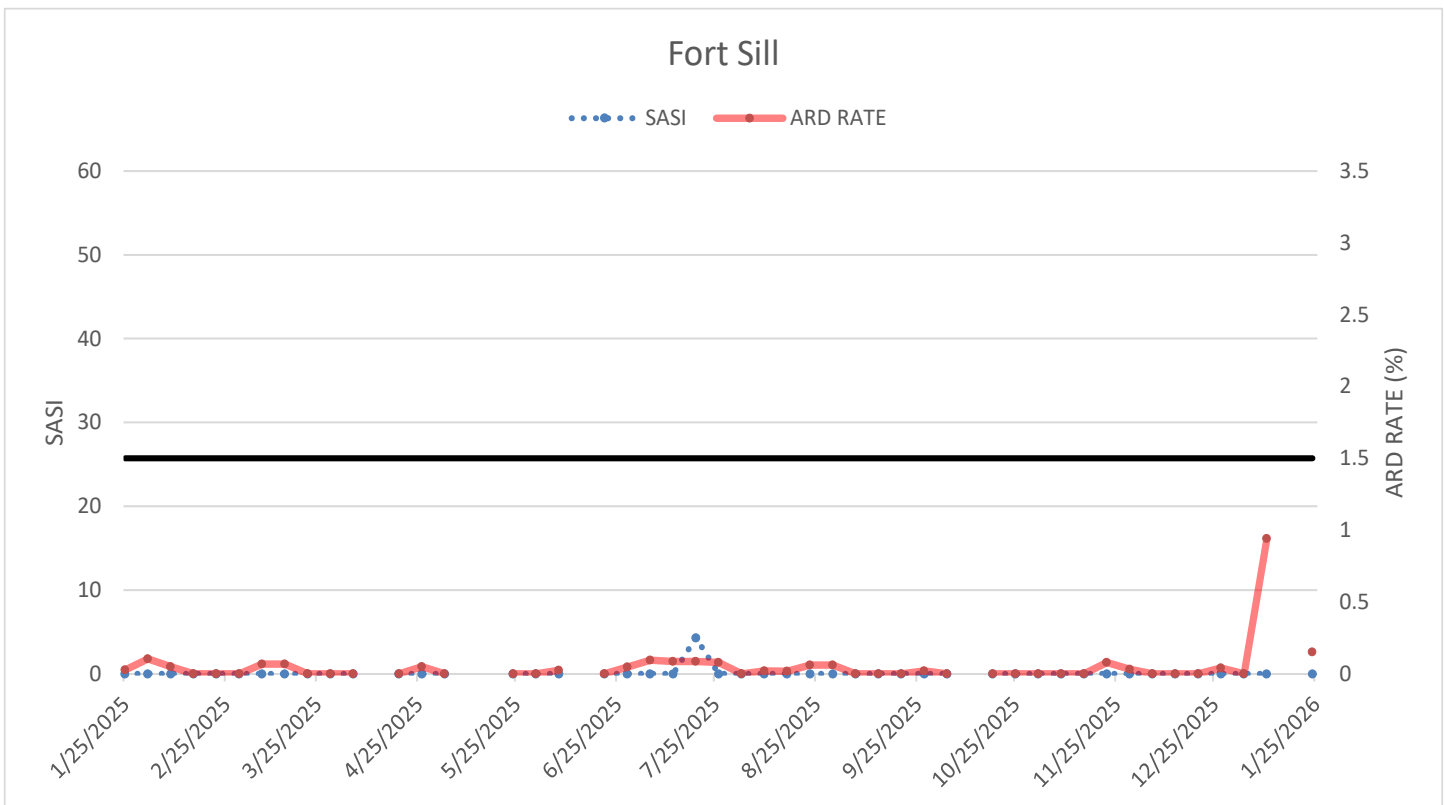
**Strep Testing Compliance (STC)**= Percent of febrile ARD cases tested for Strep at each installation (installations highlighted in red are at less than 60% compliance)

**NOTE:** The ARD and strep rates are for febrile cases only. An ARD case is defined as a trainee with an oral temperature of at least 100.5°F, at least one symptom of acute respiratory inflammation, and a limited duty profile signed by the examining medical provider, which limits or restricts duty for at least 8 hours.

	ARD Rate	SASI	STC
Fort Benning	0.08 (NA)	1.33 (NA)	100%
Fort Jackson	NA	NA	NA
Fort Leonard Wood	0.09 (↓)	0.00 (↔)	0%
Fort Sill	0.15 (NA)	0.00 (NA)	20%

**Weekly Rate/SASI (Change from Previous Week)**

↑=Increase ↓=Decrease ↔=No Change  
NA=Not Available — Testing Not Necessary



Data Source: ARD Weekly Report

Threshold: ARD Rate exceeding 1.5% or SASI exceeding 25\*

\*Exceedance of either threshold for 2 consecutive weeks is defined as a potential outbreak and prompts investigation at the installation level.

Note: Missing data between 27 December 2025 and 03 January 2026 were due to block leave. Also, some installations are missing data between 19 November 2022 and 24 January 2026 due to issues with the transition to using MHS GENESIS data.

Males			
Unit Strength	ARD Cases	Strep Test Done	Strep Positive
2,306	4	0	0

Females			
Unit Strength	ARD Cases	Strep Test Done	Strep Positive
974	1	1	0

If you have questions, comments or suggestions about this report, please contact [Disease Epidemiology](#)