

Acute Respiratory Disease Weekly Surveillance Summary Among Army Trainees

Week Ending 11 January 2025

Fort Sill



DEFINITIONS:

Acute Respiratory Disease (ARD) Rate=(ARD cases/Trainees) *100

Strep Rate=(Strep Cultures (+)/Cultures) *100

Strep-ARD Surveillance Index (SASI)=(ARD Rate*Strep Rate)

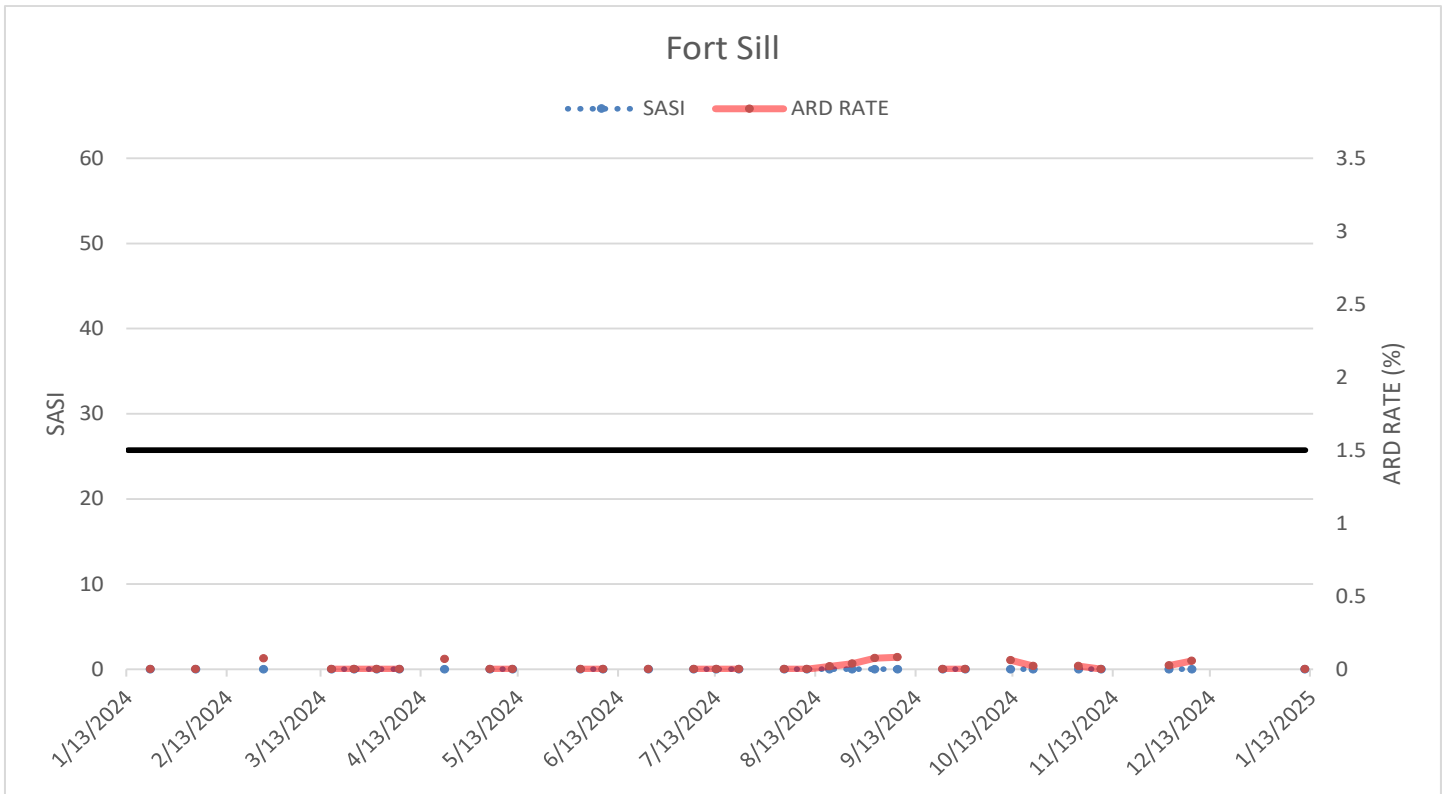
Strep Testing Compliance (STC) =% of ARD cases tested for Strep at each installation (those installations highlighted in red are at less than 60% compliance)

NOTE: The ARD and strep rates are for febrile cases only. An ARD case is defined as a trainee with an oral temperature of at least 100.5°F, at least one symptom of acute respiratory inflammation, and a limited duty profile signed by the examining medical provider, which limits or restricts duty for at least 8 hours.

| | ARD Rate | SASI | STC |
|-------------------|-----------|-----------|-----|
| Fort Sill | 0.00 (NA) | 0.00 (NA) | — |
| Fort Moore | NA | NA | NA |
| Fort Leonard Wood | 0.30 (↑) | 0.00 (↔) | 19% |
| Fort Jackson | NA | NA | NA |

Weekly Rate/SASI (Change from Previous Week)

↑=Increase ↓=Decrease ↔=No Change
 NA=Not Available — Testing Not Necessary



Data Source: ARD Weekly Report

Threshold: ARD Rate exceeding 1.5% or SASI exceeding 25*

*Exceedance of either threshold for 2 consecutive weeks is defined as a potential outbreak and prompts investigation at the installation level.

Note: Missing data between 21 December 2024 and 04 January 2025 were due to block leave. Also, some installations are missing data between 19 November 2022 and 11 January 2025 due to issues with the transition to using MHS GENESIS data.

| Males | | | |
|---------------|-----------|-----------------|----------------|
| Unit Strength | ARD Cases | Strep Test Done | Strep Positive |
| 2,466 | 0 | 0 | 0 |

| Females | | | |
|---------------|-----------|-----------------|----------------|
| Unit Strength | ARD Cases | Strep Test Done | Strep Positive |
| 1,375 | 0 | 0 | 0 |

If you have questions, comments or suggestions about this report, please contact [Disease Epidemiology](#)

APPROVED FOR PUBLIC RELEASE, DISTRIBUTION UNLIMITED

Acute Respiratory Disease Weekly Surveillance Summary Among Army Trainees

Week Ending 11 January 2025

Fort Moore
(formerly Fort Benning)



DEFINITIONS:

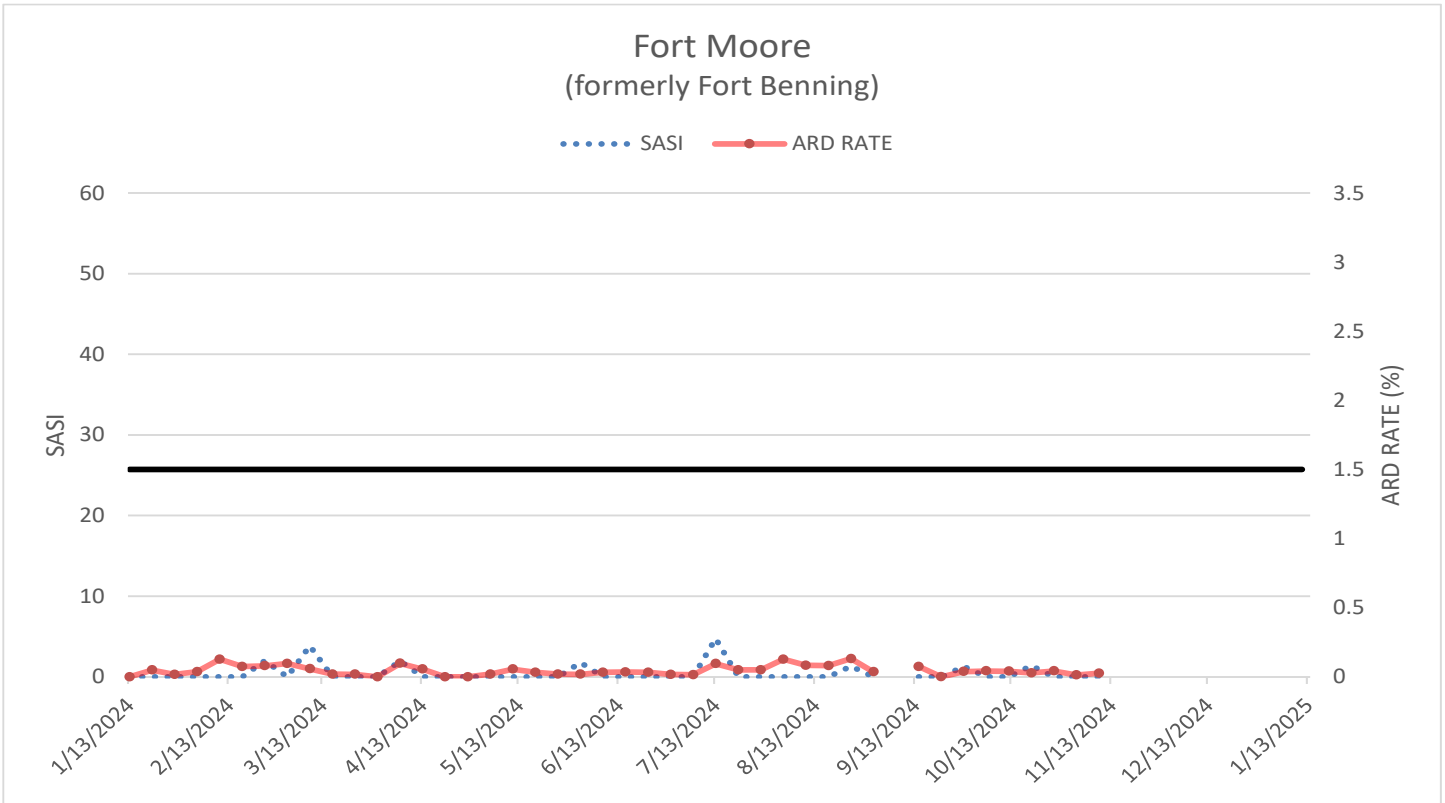
Acute Respiratory Disease (ARD) Rate=(ARD cases/Trainees) *100
 Strep Rate=(Strep Cultures (+)/Cultures) *100
 Strep-ARD Surveillance Index (SASI)=(ARD Rate*Strep Rate)
 Strep Testing Compliance (STC) =% of ARD cases tested for Strep at each installation (those installations highlighted in red are at less than 60% compliance)

NOTE: The ARD and strep rates are for febrile cases only. An ARD case is defined as a trainee with an oral temperature of at least 100.5°F, at least one symptom of acute respiratory inflammation, and a limited duty profile signed by the examining medical provider, which limits or restricts duty for at least 8 hours.

| | ARD Rate | SASI | STC |
|-------------------|-----------|-----------|-----|
| Fort Sill | 0.00 (NA) | 0.00 (NA) | — |
| Fort Moore | NA | NA | NA |
| Fort Leonard Wood | 0.30 (↑) | 0.00 (↔) | 19% |
| Fort Jackson | NA | NA | NA |

Weekly Rate/SASI (Change from Previous Week)

↑=Increase ↓=Decrease ↔=No Change
 NA=Not Available — Testing Not Necessary



Data Source: ARD Weekly Report

Threshold: ARD Rate exceeding 1.5% or SASI exceeding 25*

*Exceedance of either threshold for 2 consecutive weeks is defined as a potential outbreak and prompts investigation at the installation level.

Note: Missing data between 21 December 2024 and 04 January 2025 were due to block leave. Also, some installations are missing data between 19 November 2022 and 11 January 2025 due to issues with the transition to using MHS GENESIS data.

| Males | | | |
|---------------|-----------|-----------------|----------------|
| Unit Strength | ARD Cases | Strep Test Done | Strep Positive |
| NA | NA | NA | NA |

| Females | | | |
|---------------|-----------|-----------------|----------------|
| Unit Strength | ARD Cases | Strep Test Done | Strep Positive |
| NA | NA | NA | NA |

If you have questions, comments or suggestions about this report, please contact [Disease Epidemiology](#)

Acute Respiratory Disease Weekly Surveillance Summary Among Army Trainees

Week Ending 11 January 2025

Fort Leonard Wood



DEFINITIONS:

Acute Respiratory Disease (ARD) Rate=(ARD cases/Trainees) *100

Strep Rate=(Strep Cultures (+)/Cultures) *100

Strep-ARD Surveillance Index (SASI)=(ARD Rate*Strep Rate)

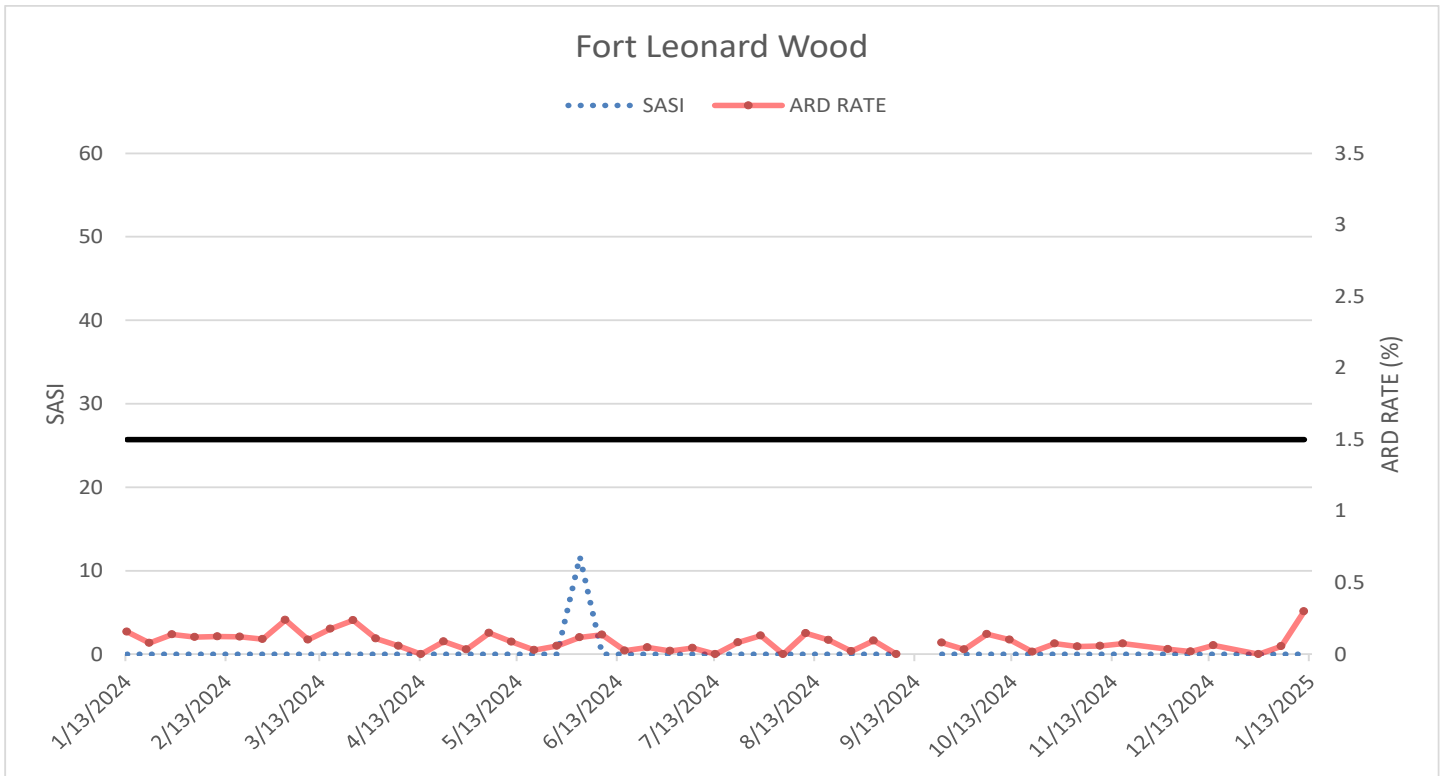
Strep Testing Compliance (STC) =% of ARD cases tested for Strep at each installation (those installations highlighted in red are at less than 60% compliance)

NOTE: The ARD and strep rates are for febrile cases only. An ARD case is defined as a trainee with an oral temperature of at least 100.5°F, at least one symptom of acute respiratory inflammation, and a limited duty profile signed by the examining medical provider, which limits or restricts duty for at least 8 hours.

| | ARD Rate | SASI | STC |
|-------------------|-----------|-----------|-----|
| Fort Sill | 0.00 (NA) | 0.00 (NA) | — |
| Fort Moore | NA | NA | NA |
| Fort Leonard Wood | 0.30 (↑) | 0.00 (↔) | 19% |
| Fort Jackson | NA | NA | NA |

Weekly Rate/SASI (Change from Previous Week)

↑=Increase ↓=Decrease ↔=No Change
 NA=Not Available — Testing Not Necessary



Data Source: ARD Weekly Report

Threshold: ARD Rate exceeding 1.5% or SASI exceeding 25*

*Exceedance of either threshold for 2 consecutive weeks is defined as a potential outbreak and prompts investigation at the installation level.

Note: Missing data between 21 December 2024 and 04 January 2025 were due to block leave. Also, some installations are missing data between 19 November 2022 and 11 January 2025 due to issues with the transition to using MHS GENESIS data.

| Males | | | |
|---------------|-----------|-----------------|----------------|
| Unit Strength | ARD Cases | Strep Test Done | Strep Positive |
| 3,437 | 7 | 3 | 0 |

| Females | | | |
|---------------|-----------|-----------------|----------------|
| Unit Strength | ARD Cases | Strep Test Done | Strep Positive |
| 1,916 | 9 | 0 | 0 |

If you have questions, comments or suggestions about this report, please contact [Disease Epidemiology](#)

APPROVED FOR PUBLIC RELEASE, DISTRIBUTION UNLIMITED

DCPH-A

Acute Respiratory Disease Weekly Surveillance Summary Among Army Trainees

Week Ending 11 January 2025

Fort Jackson



DEFINITIONS:

Acute Respiratory Disease (ARD) Rate=(ARD cases/Trainees) *100

Strep Rate=(Strep Cultures (+)/Cultures) *100

Strep-ARD Surveillance Index (SASI)=(ARD Rate*Strep Rate)

Strep Testing Compliance (STC) =% of ARD cases tested for Strep at each installation (those installations highlighted in red are at less than 60% compliance)

NOTE: The ARD and strep rates are for febrile cases only. An ARD case is defined as a trainee with an oral temperature of at least 100.5°F, at least one symptom of acute respiratory inflammation, and a limited duty profile signed by the examining medical provider, which limits or restricts duty for at least 8 hours.

| | ARD Rate | SASI | STC |
|-------------------|-----------|-----------|-----|
| Fort Sill | 0.00 (NA) | 0.00 (NA) | — |
| Fort Moore | NA | NA | NA |
| Fort Leonard Wood | 0.30 (↑) | 0.00 (↔) | 19% |
| Fort Jackson | NA | NA | NA |

Weekly Rate/SASI (Change from Previous Week)

↑=Increase ↓=Decrease ↔=No Change
 NA=Not Available — Testing Not Necessary

Due to issues with the transition to MHS GENESIS, data from Fort Jackson is not available at this time.

Data Source: ARD Weekly Report

Threshold: ARD Rate exceeding 1.5% or SASI exceeding 25*

*Exceedance of either threshold for 2 consecutive weeks is defined as a potential outbreak and prompts investigation at the installation level.

Note: Missing data between 21 December 2024 and 04 January 2025 were due to block leave. Also, some installations are missing data between 19 November 2022 and 11 January 2025 due to issues with the transition to using MHS GENESIS data.

| Males | | | |
|---------------|-----------|-----------------|----------------|
| Unit Strength | ARD Cases | Strep Test Done | Strep Positive |
| NA | NA | NA | NA |

| Females | | | |
|---------------|-----------|-----------------|----------------|
| Unit Strength | ARD Cases | Strep Test Done | Strep Positive |
| NA | NA | NA | NA |

If you have questions, comments or suggestions about this report, please contact [Disease Epidemiology](#)