



# DISEASE EPIDEMIOLOGY PROGRAM Acute Respiratory Disease Surveillance Summary

**Ft Benning: 27 September 2018 – 28 September 2019**

**DEFINITIONS:**

ARD Rate=(ARD cases/Trainees) \*100

ADV = Adenovirus

Strep Rate=(Strep Cultures (+)/Cultures) \*100

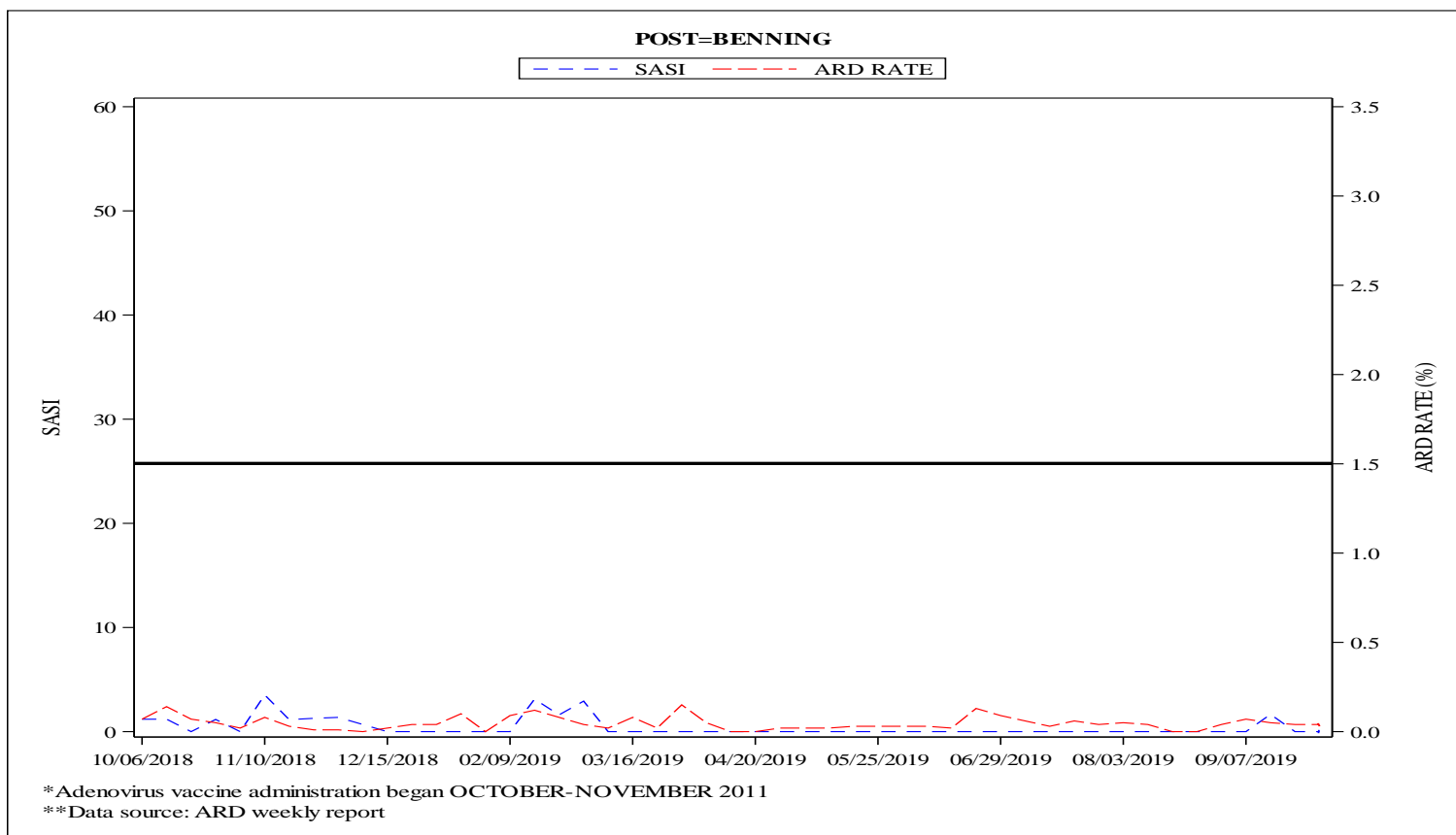
Strep-ARD Surveillance Index (SASI)=(ARD Rate\*Strep Rate)

Strep Testing Compliance (STC) =% of ARD cases tested for Strep at each site (those sites highlighted red are at less than 60% compliance)

**NOTE: All installations have achieved full ADV coverage.**

	ARD Rate	SASI	STC
Benning	0.04 (I)	0.00 (N)	75%
Leonard Wood	0.03 (D)	3.48 (I)	33%
Jackson	0.04 (I)	0.00 (N)	25%
Sill	0.07 (D)	0.00 (N)	33%

Summary comparison to previous week  
I = Increase D = Decrease N = No Change N/A = Undefined



Males			
Unit Strength	ARD Cases	Strep Test Done	Strep Positive
10206	4	3	0

Females			
Unit Strength	ARD Cases	Strep Test Done	Strep Positive
95	0	0	0



# DISEASE EPIDEMIOLOGY PROGRAM Acute Respiratory Disease Surveillance Summary

**Ft Leonard Wood: 27 September 2018 – 28 September 2019**

**DEFINITIONS:**

ARD Rate=(ARD cases/Trainees) \*100

ADV = Adenovirus

Strep Rate=(Strep Cultures (+)/Cultures) \*100

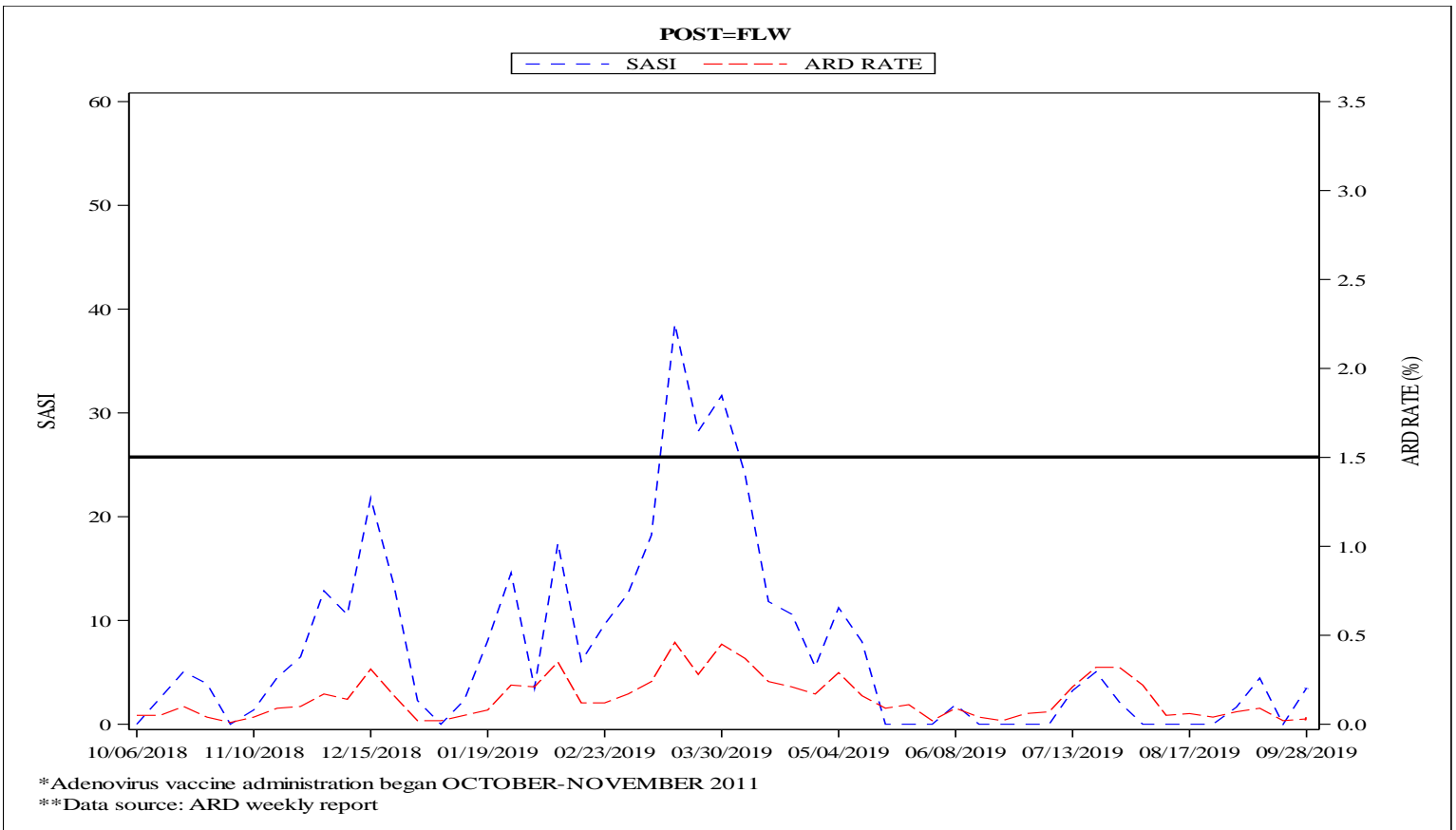
Strep-ARD Surveillance Index (SASI)=(ARD Rate\*Strep Rate)

Strep Testing Compliance (STC) =% of ARD cases tested for Strep at each site (those sites highlighted red are at less than 60% compliance)

**NOTE: All installations have achieved full ADV coverage.**

	ARD Rate	SASI	STC
Benning	0.04 (I)	0.00 (N)	75%
Leonard Wood	0.03 (D)	3.48 (I)	33%
Jackson	0.04 (I)	0.00 (N)	25%
Sill	0.07 (D)	0.00 (N)	33%

Summary comparison to previous week  
I = Increase D = Decrease N = No Change N/A = Undefined



Males			
Unit Strength	ARD Cases	Strep Test Done	Strep Positive
6189	3	1	1

Females			
Unit Strength	ARD Cases	Strep Test Done	Strep Positive
2435	0	0	0

If you have questions, comments or suggestions about this report, please contact us at (410) 436-4655 or [Email Disease Epidemiology](#)

APPROVED FOR PUBLIC RELEASE, DISTRIBUTION UNLIMITED



# DISEASE EPIDEMIOLOGY PROGRAM Acute Respiratory Disease Surveillance Summary

**Ft Jackson: 27 September 2018 – 28 September 2019**

**DEFINITIONS:**

ARD Rate=(ARD cases/Trainees) \*100

ADV = Adenovirus

Strep Rate=(Strep Cultures (+)/Cultures) \*100

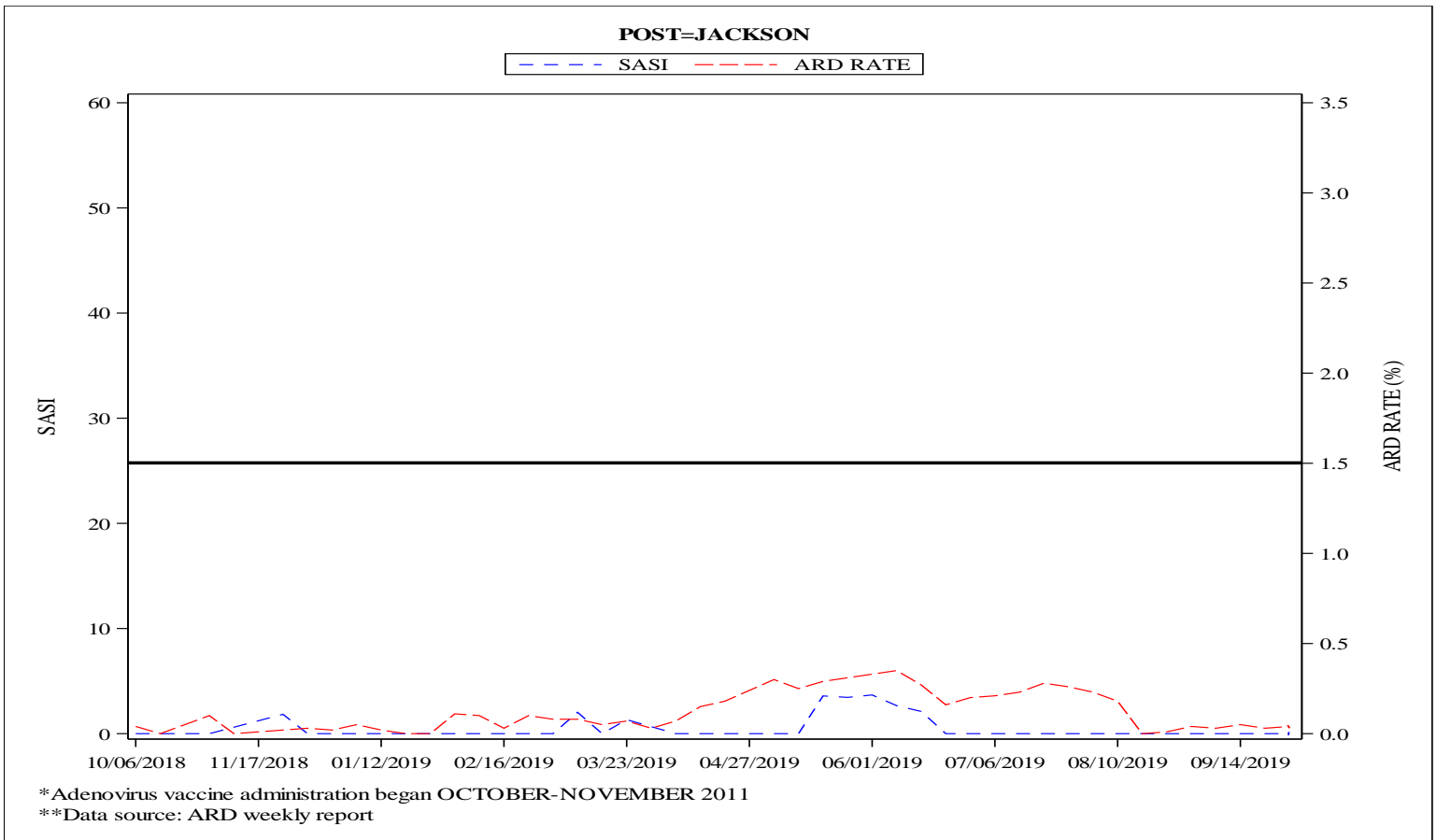
Strep-ARD Surveillance Index (SASI)=(ARD Rate\*Strep Rate)

Strep Testing Compliance (STC) =% of ARD cases tested for Strep at each site (those sites highlighted red are at less than 60% compliance)

**NOTE: All installations have achieved full ADV coverage.**

	ARD Rate	SASI	STC
Benning	0.04 (I)	0.00 (N)	75%
Leonard Wood	0.03 (D)	3.48 (I)	33%
Jackson	0.04 (I)	0.00 (N)	25%
Sill	0.07 (D)	0.00 (N)	33%

Summary comparison to previous week  
I = Increase D = Decrease N = No Change N/A = Undefined



Males			
Unit Strength	ARD Cases	Strep Test Done	Strep Positive
6796	3	0	0

Females			
Unit Strength	ARD Cases	Strep Test Done	Strep Positive
3200	1	1	0



# DISEASE EPIDEMIOLOGY PROGRAM Acute Respiratory Disease Surveillance Summary

**Ft Sill: 27 September 2018 – 28 September 2019**

**DEFINITIONS:**

ARD Rate=(ARD cases/Trainees) \*100

ADV = Adenovirus

Strep Rate=(Strep Cultures (+)/Cultures) \*100

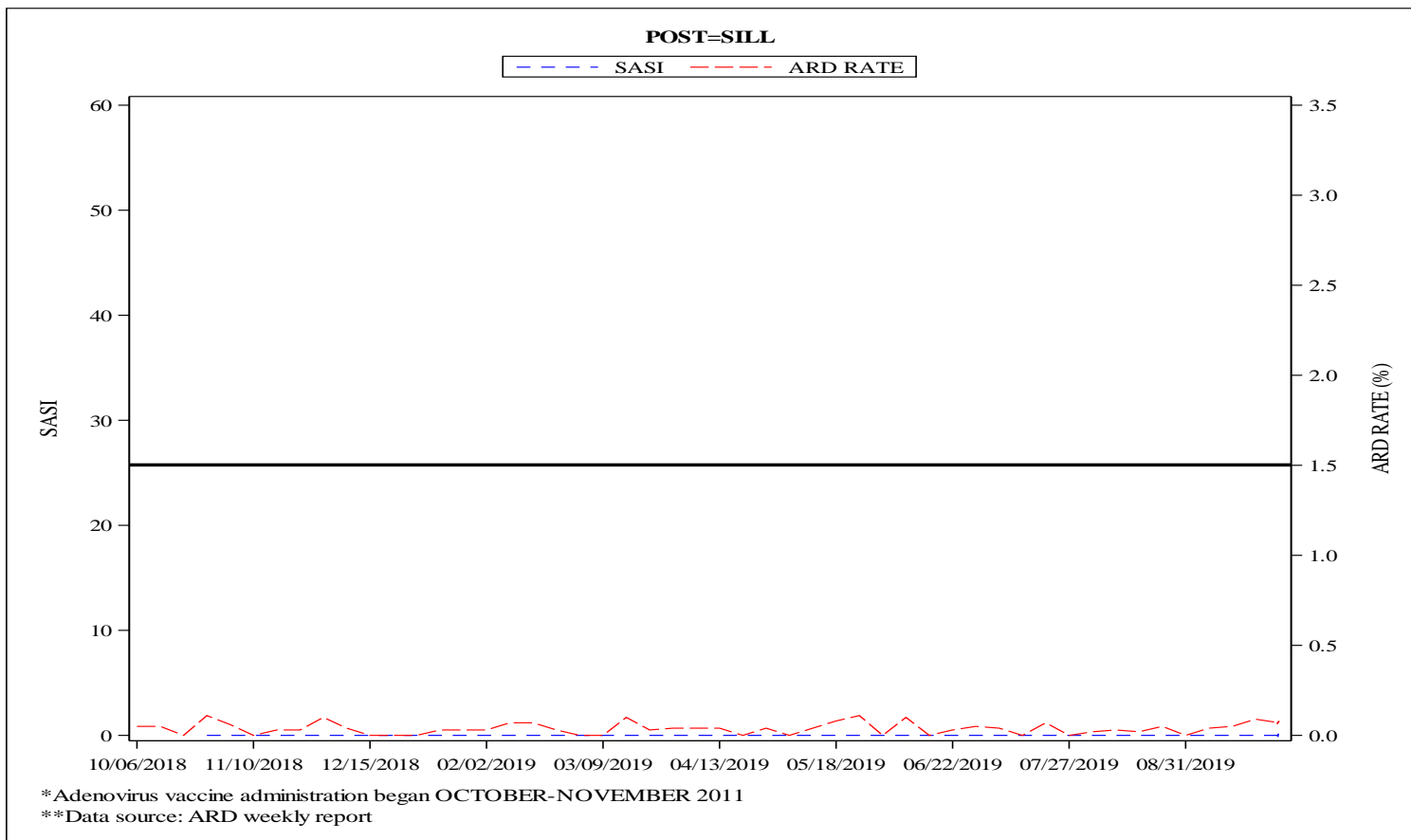
Strep-ARD Surveillance Index (SASI)=(ARD Rate\*Strep Rate)

Strep Testing Compliance (STC) =% of ARD cases tested for Strep at each site  
(those sites highlighted red are at less than 60% compliance)

**NOTE: All installations have achieved full ADV coverage.**

	ARD Rate	SASI	STC
Benning	0.04 (I)	0.00 (N)	75%
Leonard Wood	0.03 (D)	3.48 (I)	33%
Jackson	0.04 (I)	0.00 (N)	25%
Sill	0.07 (D)	0.00 (N)	33%

Summary comparison to previous week  
I = Increase D = Decrease N = No Change N/A = Undefined



Males			
Unit Strength	ARD Cases	Strep Test Done	Strep Positive
3119	3	1	0

Females			
Unit Strength	ARD Cases	Strep Test Done	Strep Positive
1164	0	0	0