



# DISEASE EPIDEMIOLOGY PROGRAM Acute Respiratory Disease Surveillance Summary

**Ft Benning: 22 November 2018 – 23 November 2019**

**DEFINITIONS:**

ARD Rate=(ARD cases/Trainees) \*100

ADV = Adenovirus

Strep Rate=(Strep Cultures (+)/Cultures) \*100

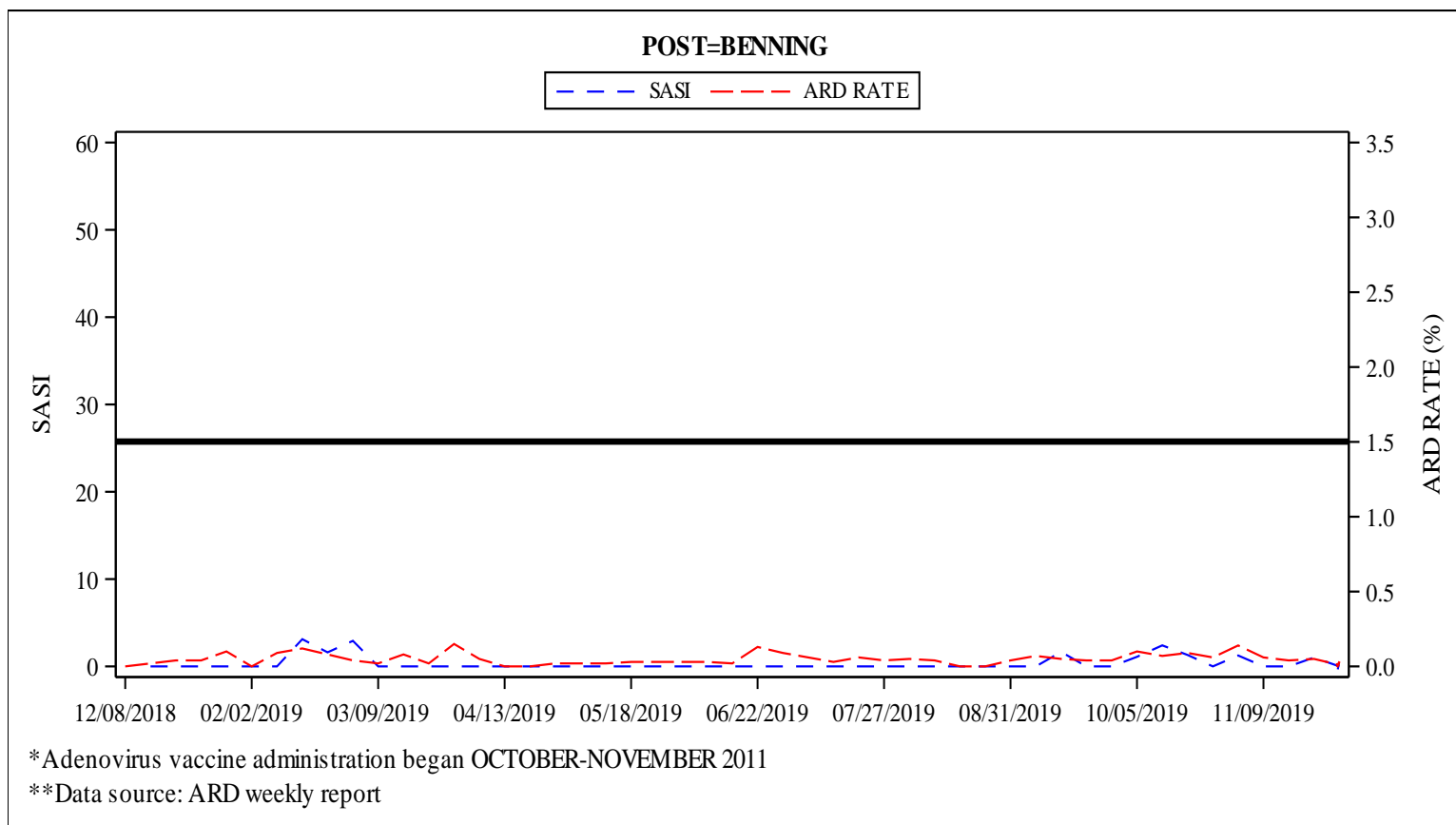
Strep-ARD Surveillance Index (SASI)=(ARD Rate\*Strep Rate)

Strep Testing Compliance (STC) =% of ARD cases tested for Strep at each site (those sites highlighted red are at less than 60% compliance)

**NOTE: All installations have achieved full ADV coverage.**

|              | ARD Rate | SASI     | STC  |
|--------------|----------|----------|------|
| Benning      | 0.05 (I) | 1.02 (I) | 100% |
| Leonard Wood | 0.06 (I) | 2.08 (I) | 75%  |
| Jackson      | 0.17 (I) | 0.00 (N) | 56%  |
| Sill         | 0.02 (I) | N/A      | 0%   |

Summary comparison to previous week  
I = Increase D = Decrease N = No Change N/A = Undefined



| Males         |           |                 |                |
|---------------|-----------|-----------------|----------------|
| Unit Strength | ARD Cases | Strep Test Done | Strep Positive |
| 9644          | 5         | 5               | 1              |

| Females       |           |                 |                |
|---------------|-----------|-----------------|----------------|
| Unit Strength | ARD Cases | Strep Test Done | Strep Positive |
| 169           | 0         | 0               | 0              |



# DISEASE EPIDEMIOLOGY PROGRAM Acute Respiratory Disease Surveillance Summary

**Ft Leonard Wood: 22 November 2018 – 23 November 2019**

**DEFINITIONS:**

ARD Rate=(ARD cases/Trainees) \*100

ADV = Adenovirus

Strep Rate=(Strep Cultures (+)/Cultures) \*100

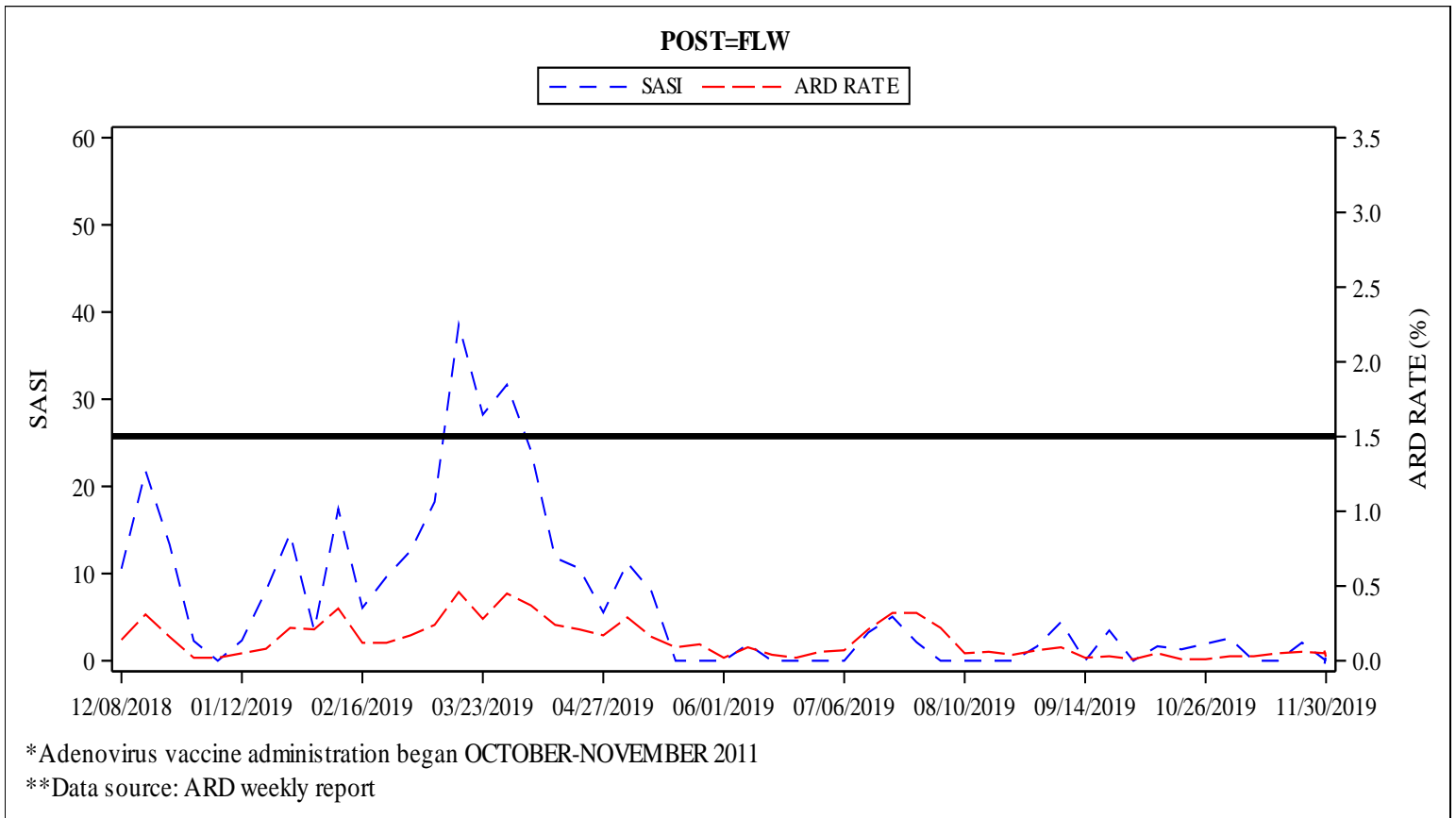
Strep-ARD Surveillance Index (SASI)=(ARD Rate\*Strep Rate)

Strep Testing Compliance (STC) =% of ARD cases tested for Strep at each site (those sites highlighted red are at less than 60% compliance)

**NOTE: All installations have achieved full ADV coverage.**

|              | ARD Rate | SASI     | STC  |
|--------------|----------|----------|------|
| Benning      | 0.05 (I) | 1.02 (I) | 100% |
| Leonard Wood | 0.06 (I) | 2.08 (I) | 75%  |
| Jackson      | 0.17 (I) | 0.00 (N) | 56%  |
| Sill         | 0.02 (I) | N/A      | 0%   |

Summary comparison to previous week  
I = Increase D = Decrease N = No Change N/A = Undefined



| Males         |           |                 |                |
|---------------|-----------|-----------------|----------------|
| Unit Strength | ARD Cases | Strep Test Done | Strep Positive |
| 4613          | 2         | 1               | 1              |

| Females       |           |                 |                |
|---------------|-----------|-----------------|----------------|
| Unit Strength | ARD Cases | Strep Test Done | Strep Positive |
| 1810          | 2         | 2               | 0              |



# DISEASE EPIDEMIOLOGY PROGRAM Acute Respiratory Disease Surveillance Summary

**Ft Jackson: 22 November 2018 – 23 November 2019**

**DEFINITIONS:**

ARD Rate=(ARD cases/Trainees) \*100

ADV = Adenovirus

Strep Rate=(Strep Cultures (+)/Cultures) \*100

Strep-ARD Surveillance Index (SASI)=(ARD Rate\*Strep Rate)

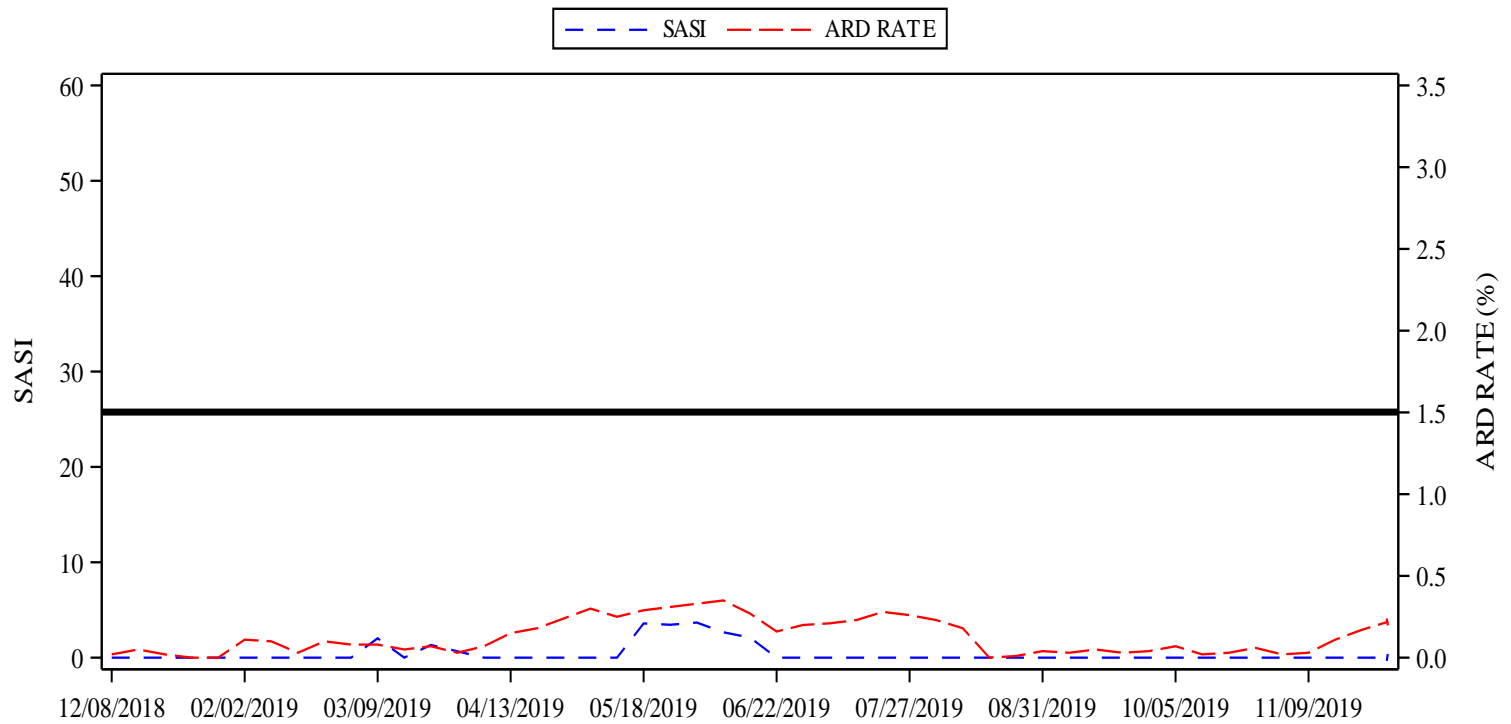
Strep Testing Compliance (STC) =% of ARD cases tested for Strep at each site (those sites highlighted red are at less than 60% compliance)

**NOTE: All installations have achieved full ADV coverage.**

|              | ARD Rate | SASI     | STC  |
|--------------|----------|----------|------|
| Benning      | 0.05 (I) | 1.02 (I) | 100% |
| Leonard Wood | 0.06 (I) | 2.08 (I) | 75%  |
| Jackson      | 0.17 (I) | 0.00 (N) | 56%  |
| Sill         | 0.02 (I) | N/A      | 0%   |

Summary comparison to previous week  
I = Increase D = Decrease N = No Change N/A = Undefined

**POST-JACKSON**



\*Adenovirus vaccine administration began OCTOBER-NOVEMBER 2011

\*\*Data source: ARD weekly report

| Males         |           |                 |                |
|---------------|-----------|-----------------|----------------|
| Unit Strength | ARD Cases | Strep Test Done | Strep Positive |
| 6348          | 10        | 6               | 0              |

| Females       |           |                 |                |
|---------------|-----------|-----------------|----------------|
| Unit Strength | ARD Cases | Strep Test Done | Strep Positive |
| 3226          | 6         | 3               | 0              |



# DISEASE EPIDEMIOLOGY PROGRAM Acute Respiratory Disease Surveillance Summary

**Ft Sill: 22 November 2018 – 23 November 2019**

**DEFINITIONS:**

ARD Rate=(ARD cases/Trainees) \*100

ADV = Adenovirus

Strep Rate=(Strep Cultures (+)/Cultures) \*100

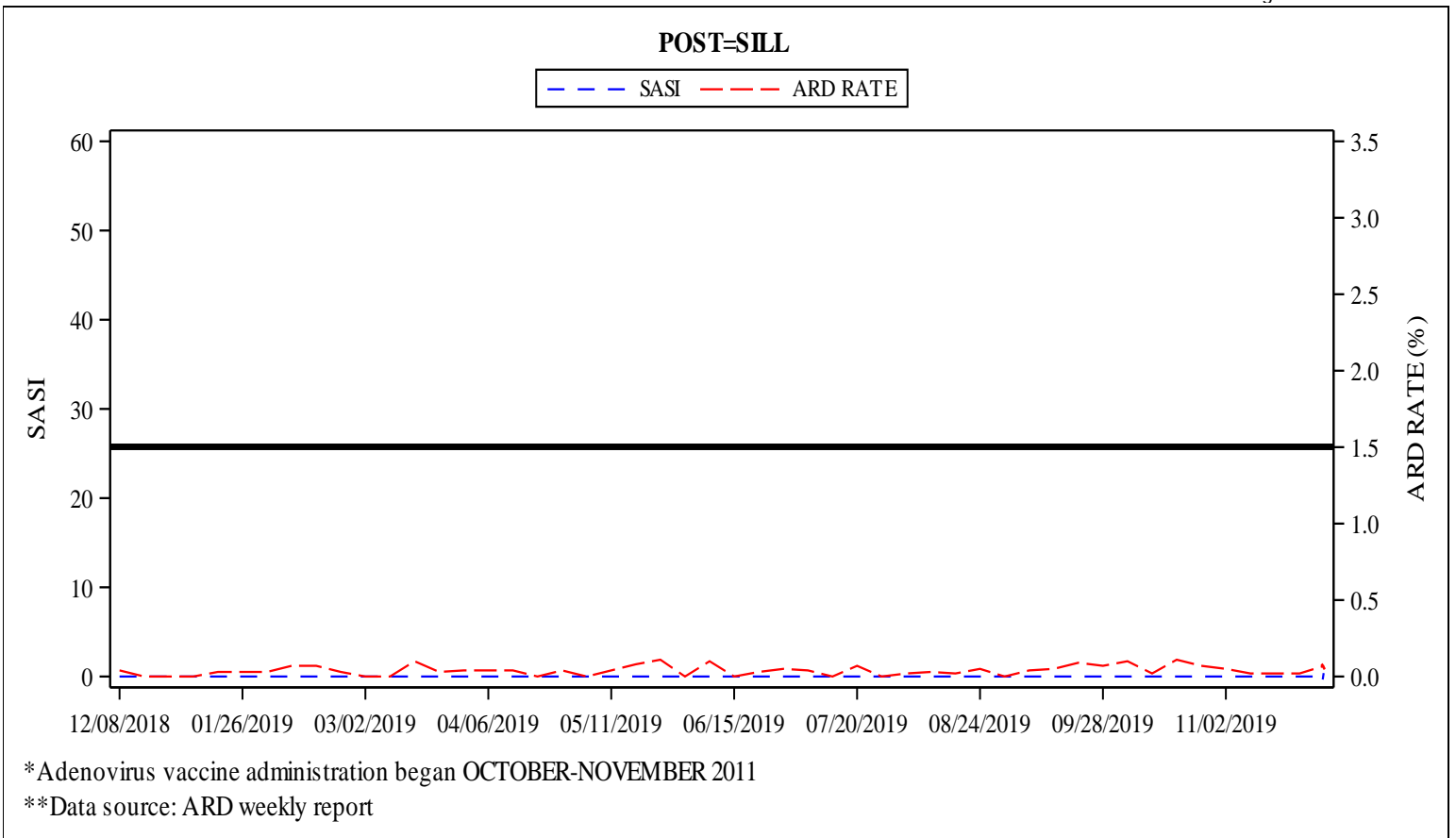
Strep-ARD Surveillance Index (SASI)=(ARD Rate\*Strep Rate)

Strep Testing Compliance (STC) =% of ARD cases tested for Strep at each site (those sites highlighted red are at less than 60% compliance)

**NOTE: All installations have achieved full ADV coverage.**

|              | ARD Rate | SASI     | STC  |
|--------------|----------|----------|------|
| Benning      | 0.05 (I) | 1.02 (I) | 100% |
| Leonard Wood | 0.06 (I) | 2.08 (I) | 75%  |
| Jackson      | 0.17 (I) | 0.00 (N) | 56%  |
| Sill         | 0.02 (I) | N/A      | 0%   |

Summary comparison to previous week  
I = Increase D = Decrease N = No Change N/A = Undefined



| Males         |           |                 |                |
|---------------|-----------|-----------------|----------------|
| Unit Strength | ARD Cases | Strep Test Done | Strep Positive |
| 3348          | 1         | 0               | 0              |

| Females       |           |                 |                |
|---------------|-----------|-----------------|----------------|
| Unit Strength | ARD Cases | Strep Test Done | Strep Positive |
| 1129          | 0         | 0               | 0              |