



DISEASE EPIDEMIOLOGY PROGRAM Acute Respiratory Disease Surveillance Summary

Ft Benning: 19 April 2018 – 20 April 2019

DEFINITIONS:

ARD Rate=(ARD cases/Trainees) *100

ADV = Adenovirus

Strep Rate=(Strep Cultures (+)/Cultures) *100

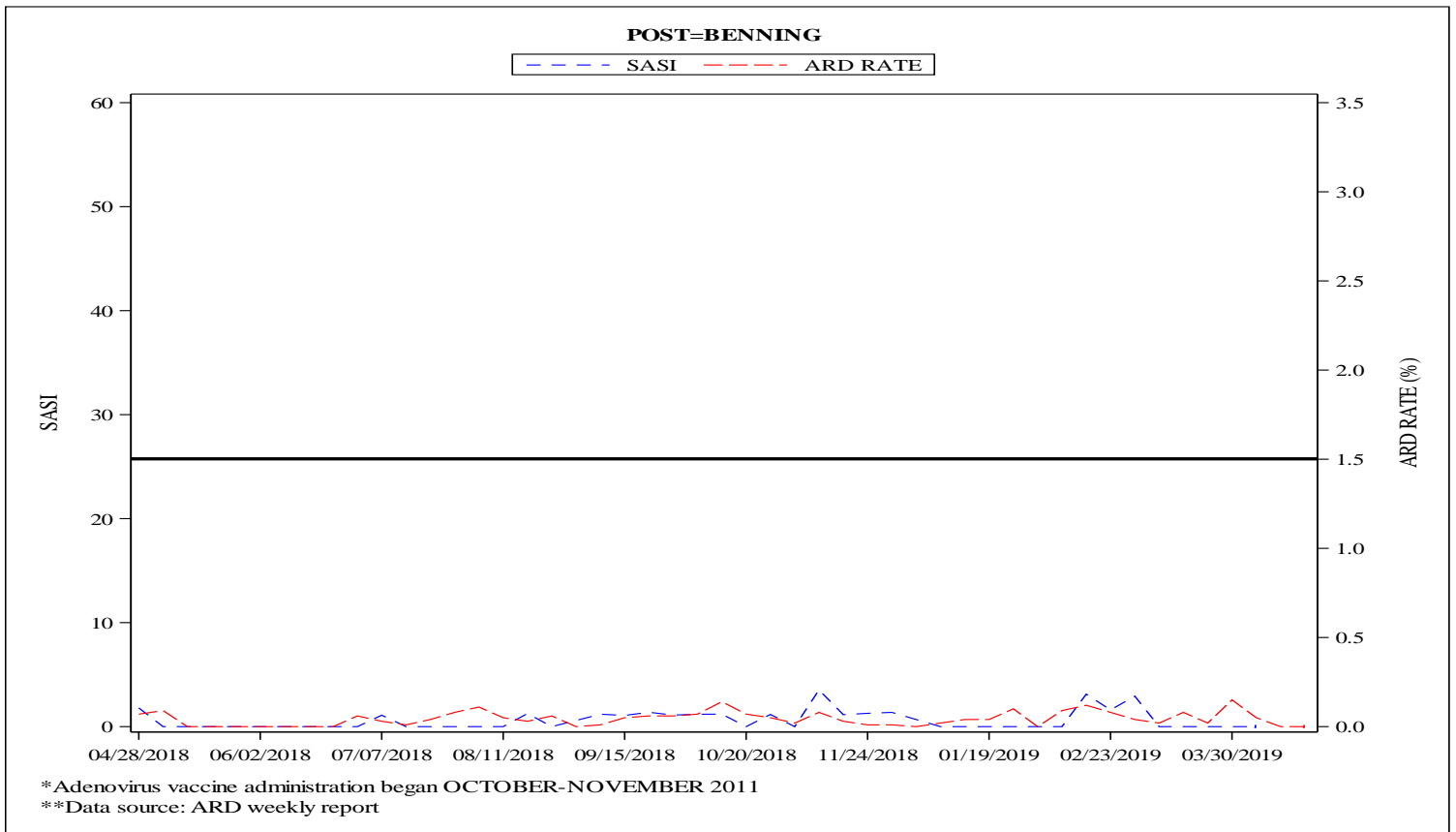
Strep-ARD Surveillance Index (SASI)=(ARD Rate*Strep Rate)

Strep Testing Compliance (STC) =% of ARD cases tested for Strep at each site (those sites highlighted red are at less than 60% compliance)

NOTE: All installations have achieved full ADV coverage.

	ARD Rate	SASI	STC
Benning	N/A	N/A	N/A
Leonard Wood	0.21 (D)	10.60 (D)	66%
Jackson	0.12 (I)	1.68 (D)	70%
Sill	N/A	N/A	N/A

Summary comparison to previous week
I = Increase D = Decrease N = No Change N/A = No cases



Males			
Unit Strength	ARD Cases	Strep Test Done	Strep Positive
6437	0	0	0

Females			
Unit Strength	ARD Cases	Strep Test Done	Strep Positive
46	0	0	0



DISEASE EPIDEMIOLOGY PROGRAM Acute Respiratory Disease Surveillance Summary

Ft Leonard Wood: 19 April 2018 – 20 April 2019

DEFINITIONS:

ARD Rate=(ARD cases/Trainees) *100

ADV = Adenovirus

Strep Rate=(Strep Cultures (+)/Cultures) *100

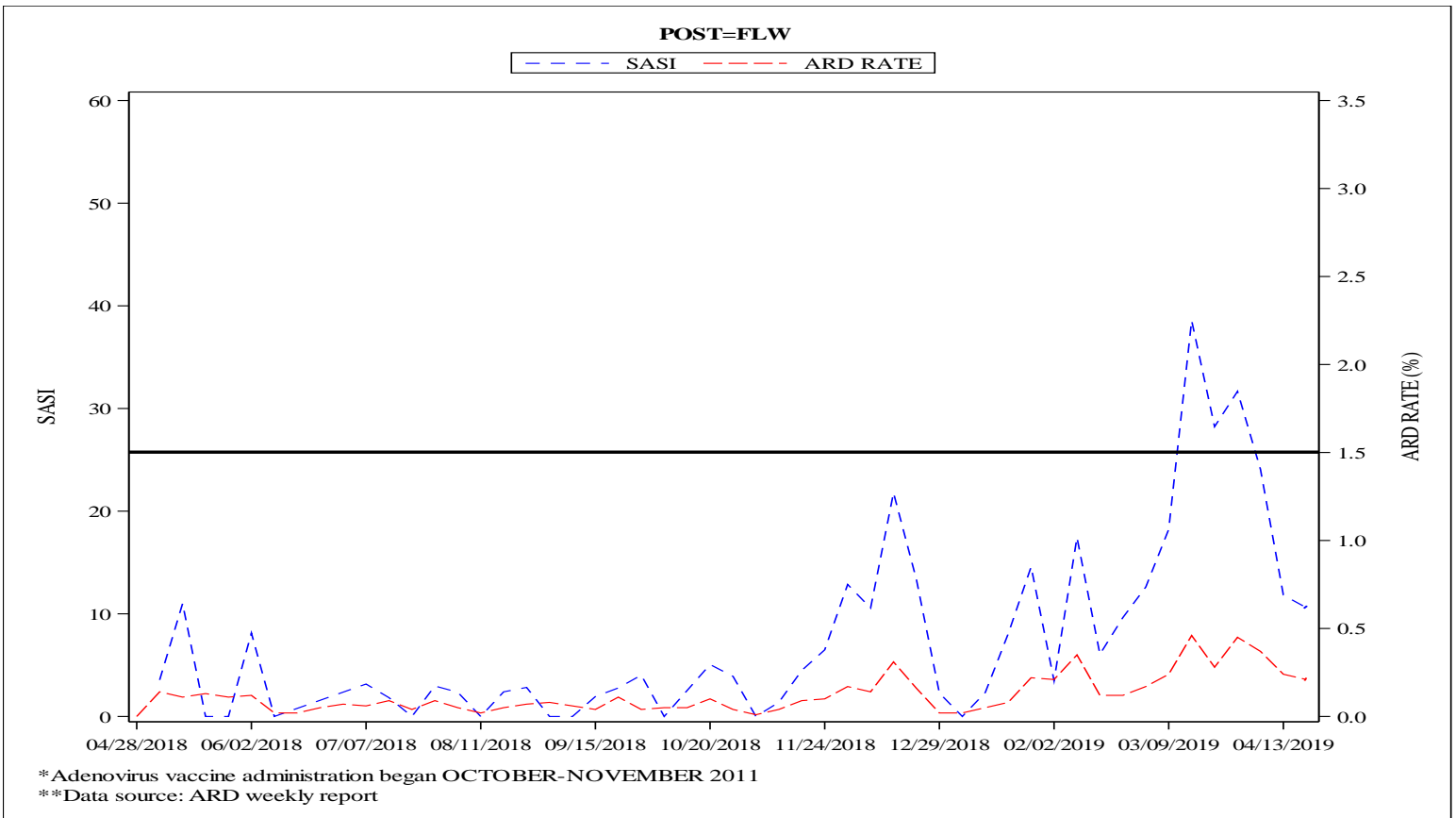
Strep-ARD Surveillance Index (SASI)=(ARD Rate*Strep Rate)

Strep Testing Compliance (STC) =% of ARD cases tested for Strep at each site (those sites highlighted red are at less than 60% compliance)

NOTE: All installations have achieved full ADV coverage.

	ARD Rate	SASI	STC
Benning	N/A	N/A	N/A
Leonard Wood	0.21 (D)	10.60 (D)	66%
Jackson	0.12 (I)	1.68 (D)	70%
Sill	N/A	N/A	N/A

Summary comparison to previous week
I = Increase D = Decrease N = No Change N/A = No cases



Males			
Unit Strength	ARD Cases	Strep Test Done	Strep Positive
4291	8	4	3

Females			
Unit Strength	ARD Cases	Strep Test Done	Strep Positive
1368	4	4	1

If you have questions, comments or suggestions about this report, please contact us at (410) 436-4655 or [Email Disease Epidemiology](#)

APPROVED FOR PUBLIC RELEASE, DISTRIBUTION UNLIMITED



DISEASE EPIDEMIOLOGY PROGRAM Acute Respiratory Disease Surveillance Summary

Ft Jackson: 19 April 2018 – 20 April 2019

DEFINITIONS:

ARD Rate=(ARD cases/Trainees) *100

ADV = Adenovirus

Strep Rate=(Strep Cultures (+)/Cultures) *100

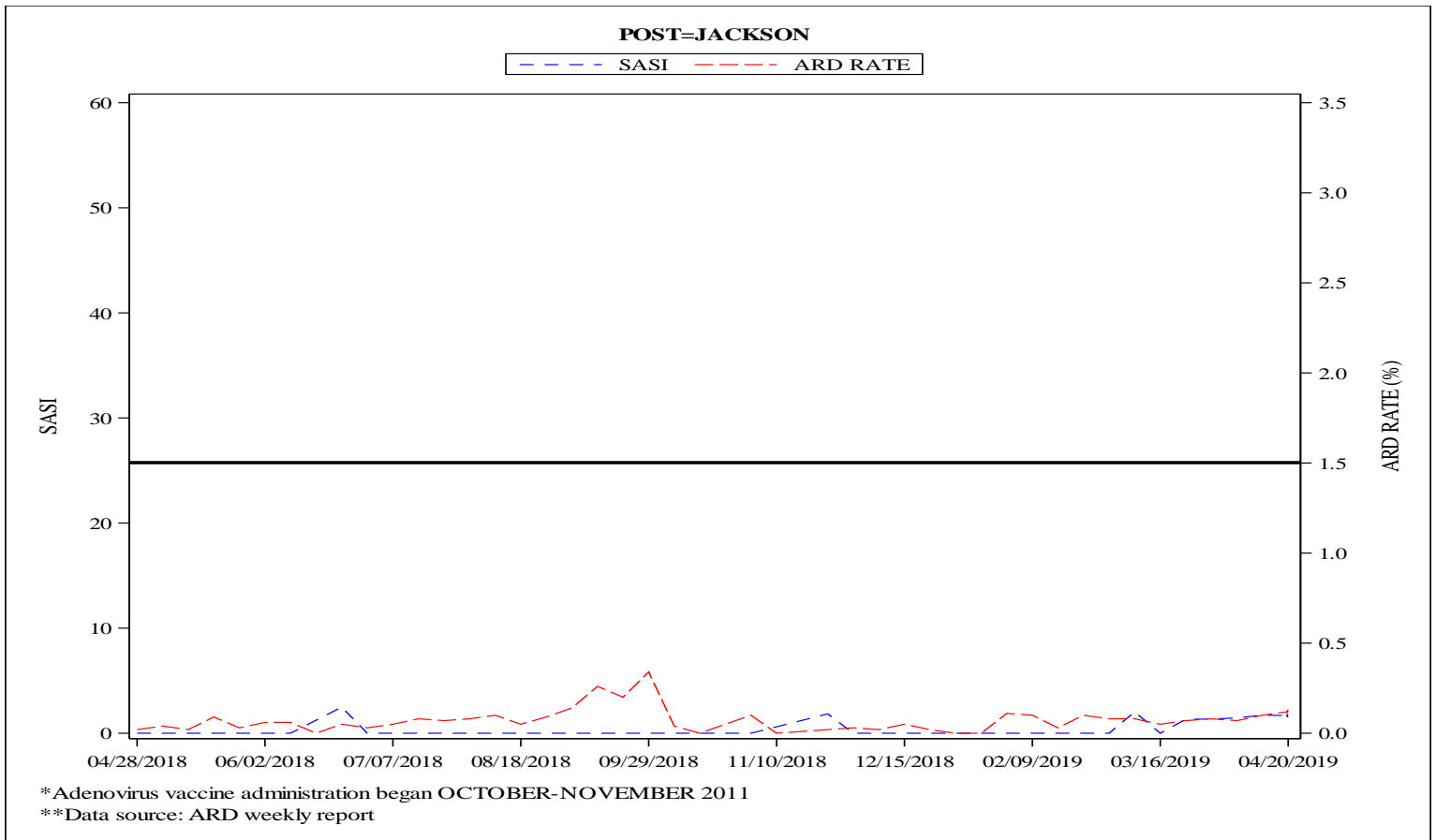
Strep-ARD Surveillance Index (SASI)=(ARD Rate*Strep Rate)

Strep Testing Compliance (STC) =% of ARD cases tested for Strep at each site (those sites highlighted red are at less than 60% compliance)

NOTE: All installations have achieved full ADV coverage.

	ARD Rate	SASI	STC
Benning	N/A	N/A	N/A
Leonard Wood	0.21 (D)	10.60 (D)	66%
Jackson	0.12 (I)	1.68 (D)	70%
Sill	N/A	N/A	N/A

Summary comparison to previous week
I = Increase D = Decrease N = No Change N/A = No cases



Males			
Unit Strength	ARD Cases	Strep Test Done	Strep Positive
6172	7	4	1

Females			
Unit Strength	ARD Cases	Strep Test Done	Strep Positive
2334	3	3	0



DISEASE EPIDEMIOLOGY PROGRAM Acute Respiratory Disease Surveillance Summary

Ft Sill: 19 April 2018 – 20 April 2019

DEFINITIONS:

ARD Rate=(ARD cases/Trainees) *100

ADV = Adenovirus

Strep Rate=(Strep Cultures (+)/Cultures) *100

Strep-ARD Surveillance Index (SASI)=(ARD Rate*Strep Rate)

Strep Testing Compliance (STC) =% of ARD cases tested for Strep at each site
(those sites highlighted red are at less than 60% compliance)

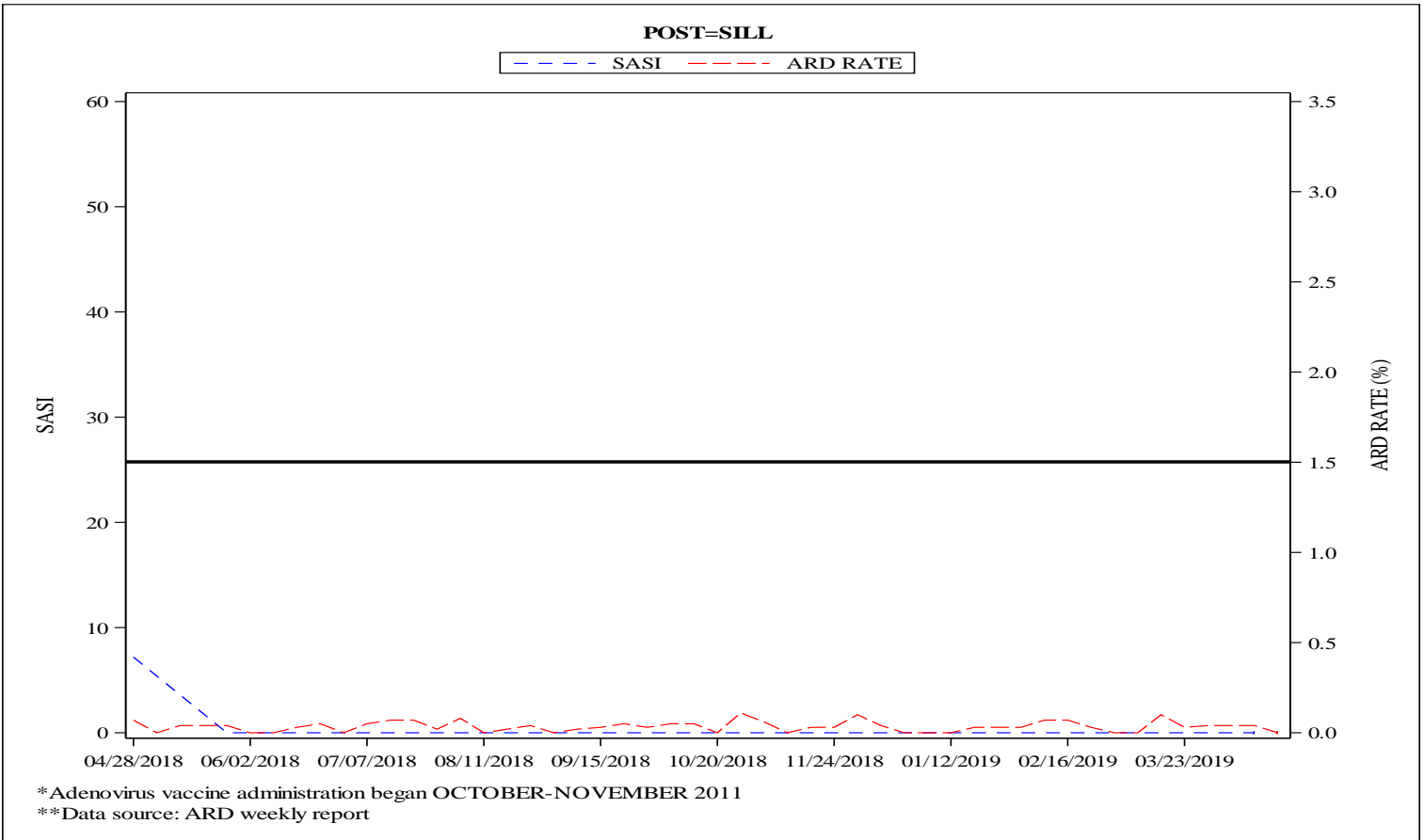
NOTE: All installations have achieved full ADV coverage.

	ARD Rate	SASI	STC
Benning	N/A	N/A	N/A
Leonard Wood	0.21 (D)	10.60 (D)	66%
Jackson	0.12 (I)	1.68 (D)	70%
Sill	N/A	N/A	N/A

Summary comparison to previous week

I = Increase D = Decrease N = No Change N/A = No cases

POST=SILL



Males			
Unit Strength	ARD Cases	Strep Test Done	Strep Positive
1698	0	0	0

Females			
Unit Strength	ARD Cases	Strep Test Done	Strep Positive
644	0	0	0

If you have questions, comments or suggestions about this report, please contact us at (410) 436-4655 or [Email Disease Epidemiology](#)

APPROVED FOR PUBLIC RELEASE, DISTRIBUTION UNLIMITED