



DISEASE EPIDEMIOLOGY PROGRAM Acute Respiratory Disease Surveillance Summary

Ft Benning: 12 July 2018 – 13 July 2019

DEFINITIONS:

ARD Rate=(ARD cases/Trainees) *100

ADV = Adenovirus

Strep Rate=(Strep Cultures (+)/Cultures) *100

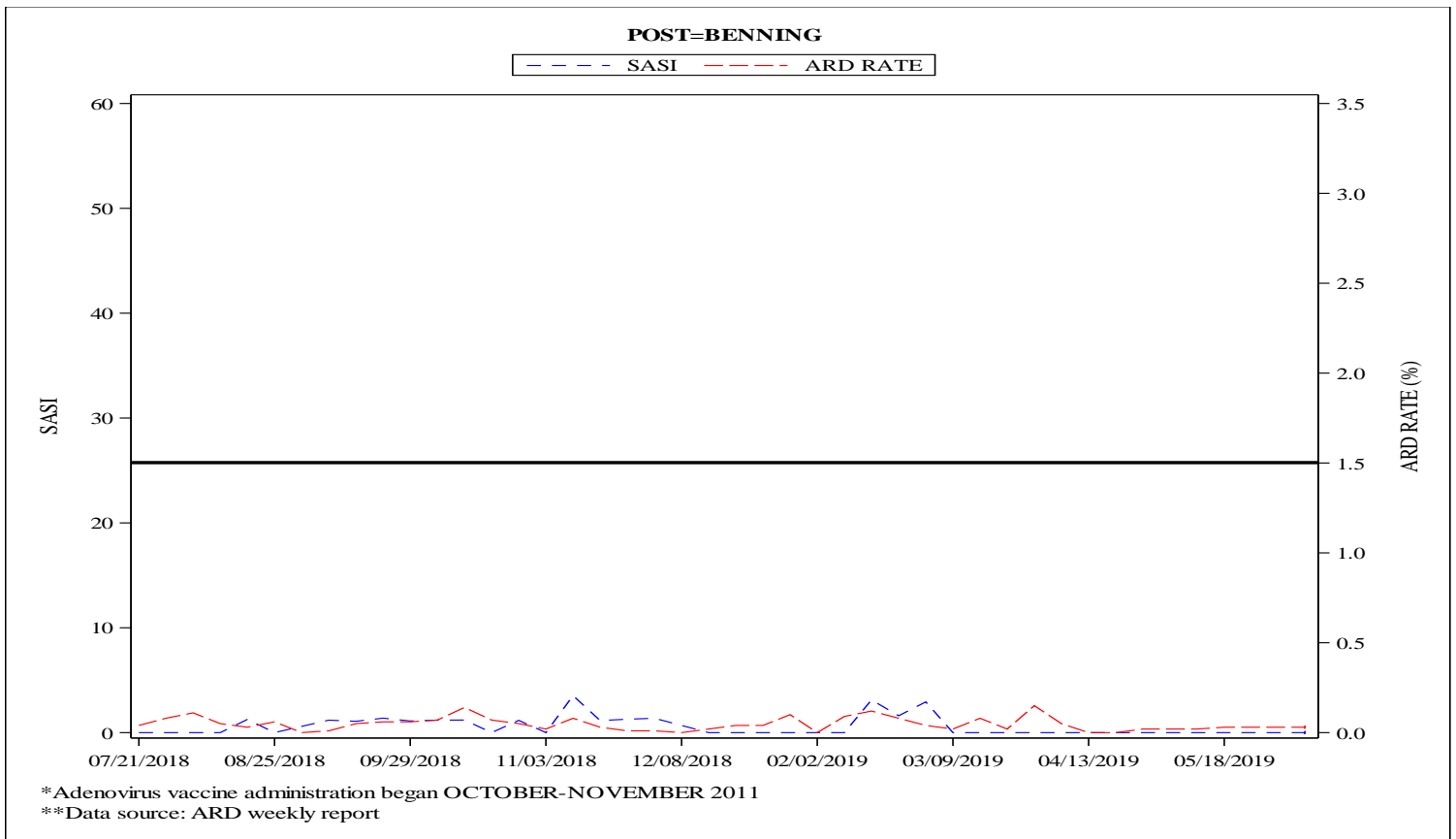
Strep-ARD Surveillance Index (SASI)=(ARD Rate*Strep Rate)

Strep Testing Compliance (STC) =% of ARD cases tested for Strep at each site (those sites highlighted red are at less than 60% compliance)

NOTE: All installations have achieved full ADV coverage.

	ARD Rate	SASI	STC
Benning	0.03 (D)	0.00 (N)	50%
Leonard Wood	0.21 (I)	3.24 (I)	87%
Jackson	0.23 (I)	0.00 (I)	63%
Sill	N/A	N/A	N/A

Summary comparison to previous week
I = Increase D = Decrease N = No Change N/A = No cases



Males			
Unit Strength	ARD Cases	Strep Test Done	Strep Positive
6860	2	1	0

Females			
Unit Strength	ARD Cases	Strep Test Done	Strep Positive
25	0	0	0



DISEASE EPIDEMIOLOGY PROGRAM Acute Respiratory Disease Surveillance Summary

Ft Leonard Wood: 12 July 2018 – 13 July 2019

DEFINITIONS:

ARD Rate=(ARD cases/Trainees) *100

ADV = Adenovirus

Strep Rate=(Strep Cultures (+)/Cultures) *100

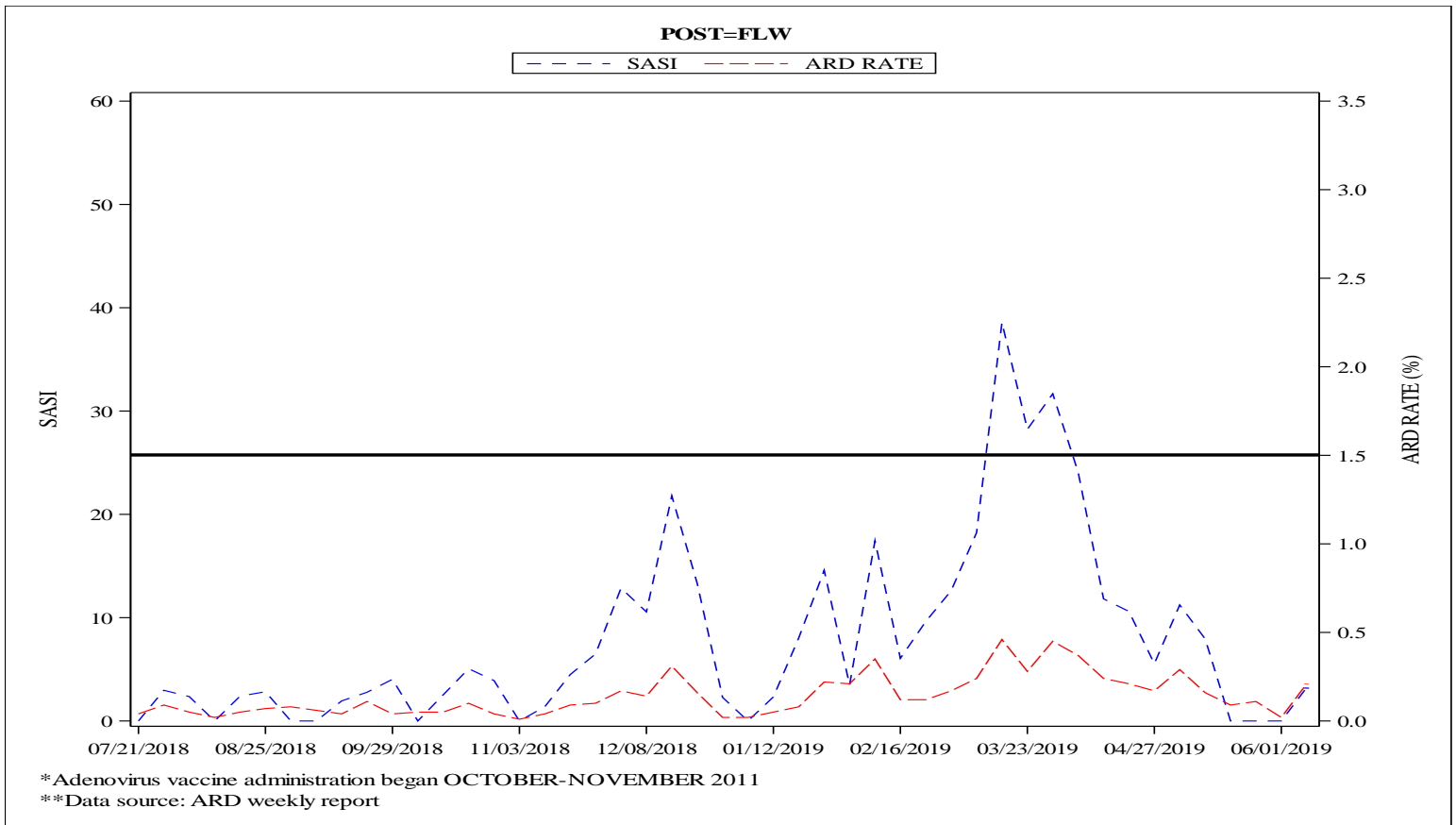
Strep-ARD Surveillance Index (SASI)=(ARD Rate*Strep Rate)

Strep Testing Compliance (STC) =% of ARD cases tested for Strep at each site (those sites highlighted red are at less than 60% compliance)

NOTE: All installations have achieved full ADV coverage.

	ARD Rate	SASI	STC
Benning	0.03 (D)	0.00 (N)	50%
Leonard Wood	0.21 (I)	3.24 (I)	87%
Jackson	0.23 (I)	0.00 (I)	63%
Sill	N/A	N/A	N/A

Summary comparison to previous week
I = Increase D = Decrease N = No Change N/A = No cases



Males			
Unit Strength	ARD Cases	Strep Test Done	Strep Positive
5128	10	9	0

Females			
Unit Strength	ARD Cases	Strep Test Done	Strep Positive
1988	5	4	2

If you have questions, comments or suggestions about this report, please contact us at (410) 436-4655 or [Email Disease Epidemiology](#)

APPROVED FOR PUBLIC RELEASE, DISTRIBUTION UNLIMITED



DISEASE EPIDEMIOLOGY PROGRAM Acute Respiratory Disease Surveillance Summary

Ft Jackson: 12 July 2018 – 13 July 2019

DEFINITIONS:

ARD Rate=(ARD cases/Trainees) *100

ADV = Adenovirus

Strep Rate=(Strep Cultures (+)/Cultures) *100

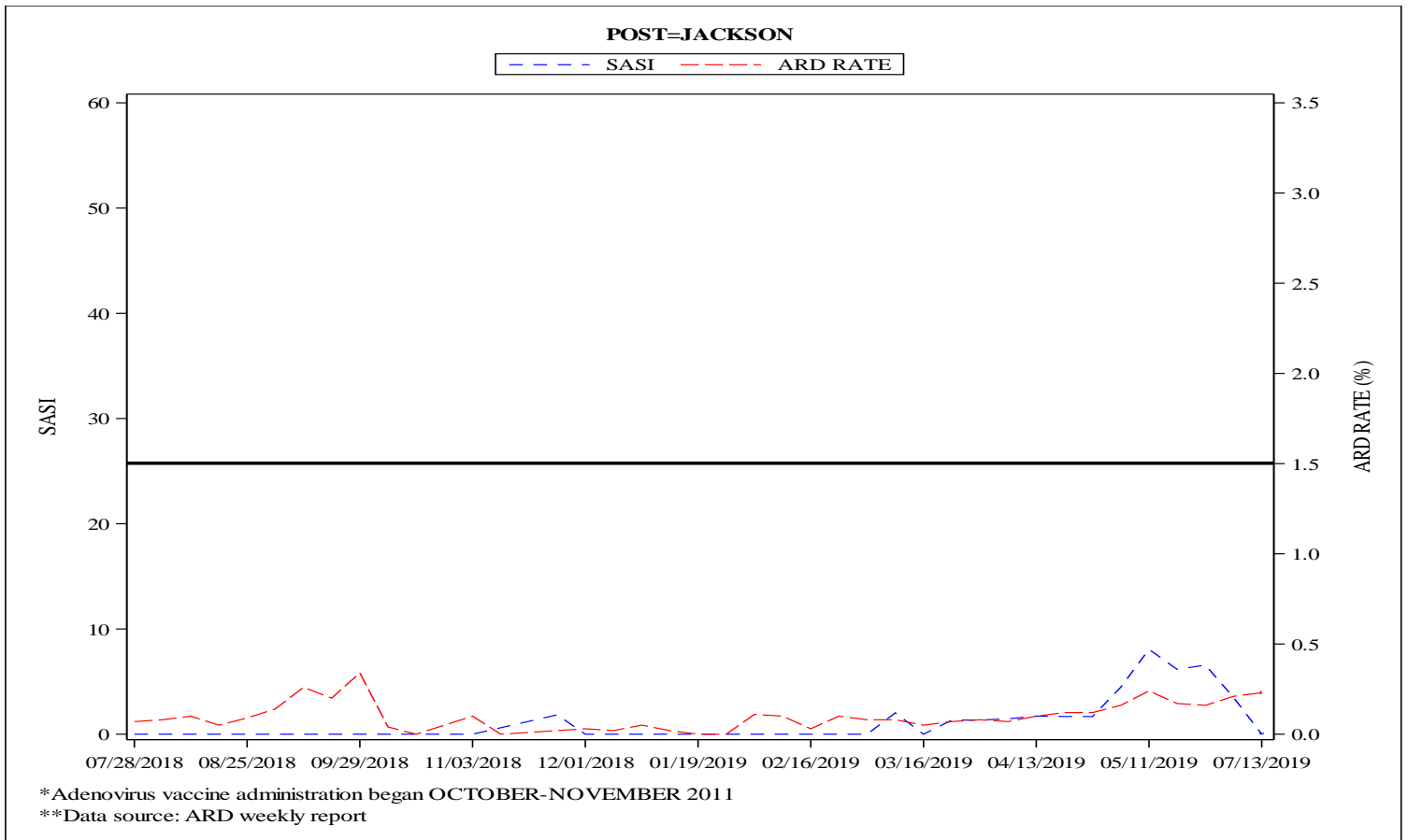
Strep-ARD Surveillance Index (SASI)=(ARD Rate*Strep Rate)

Strep Testing Compliance (STC) =% of ARD cases tested for Strep at each site (those sites highlighted red are at less than 60% compliance)

NOTE: All installations have achieved full ADV coverage.

	ARD Rate	SASI	STC
Benning	0.03 (D)	0.00 (N)	50%
Leonard Wood	0.21 (I)	3.24 (I)	87%
Jackson	0.23 (I)	0.00 (I)	63%
Sill	N/A	N/A	N/A

Summary comparison to previous week
I = Increase D = Decrease N = No Change N/A = No cases



Males			
Unit Strength	ARD Cases	Strep Test Done	Strep Positive
8022	16	11	0

Females			
Unit Strength	ARD Cases	Strep Test Done	Strep Positive
3585	11	6	0



DISEASE EPIDEMIOLOGY PROGRAM Acute Respiratory Disease Surveillance Summary

Ft Sill: 12 July 2018 – 13 July 2019

DEFINITIONS:

ARD Rate=(ARD cases/Trainees) *100

ADV = Adenovirus

Strep Rate=(Strep Cultures (+)/Cultures) *100

Strep-ARD Surveillance Index (SASI)=(ARD Rate*Strep Rate)

Strep Testing Compliance (STC) =% of ARD cases tested for Strep at each site
(those sites highlighted red are at less than 60% compliance)

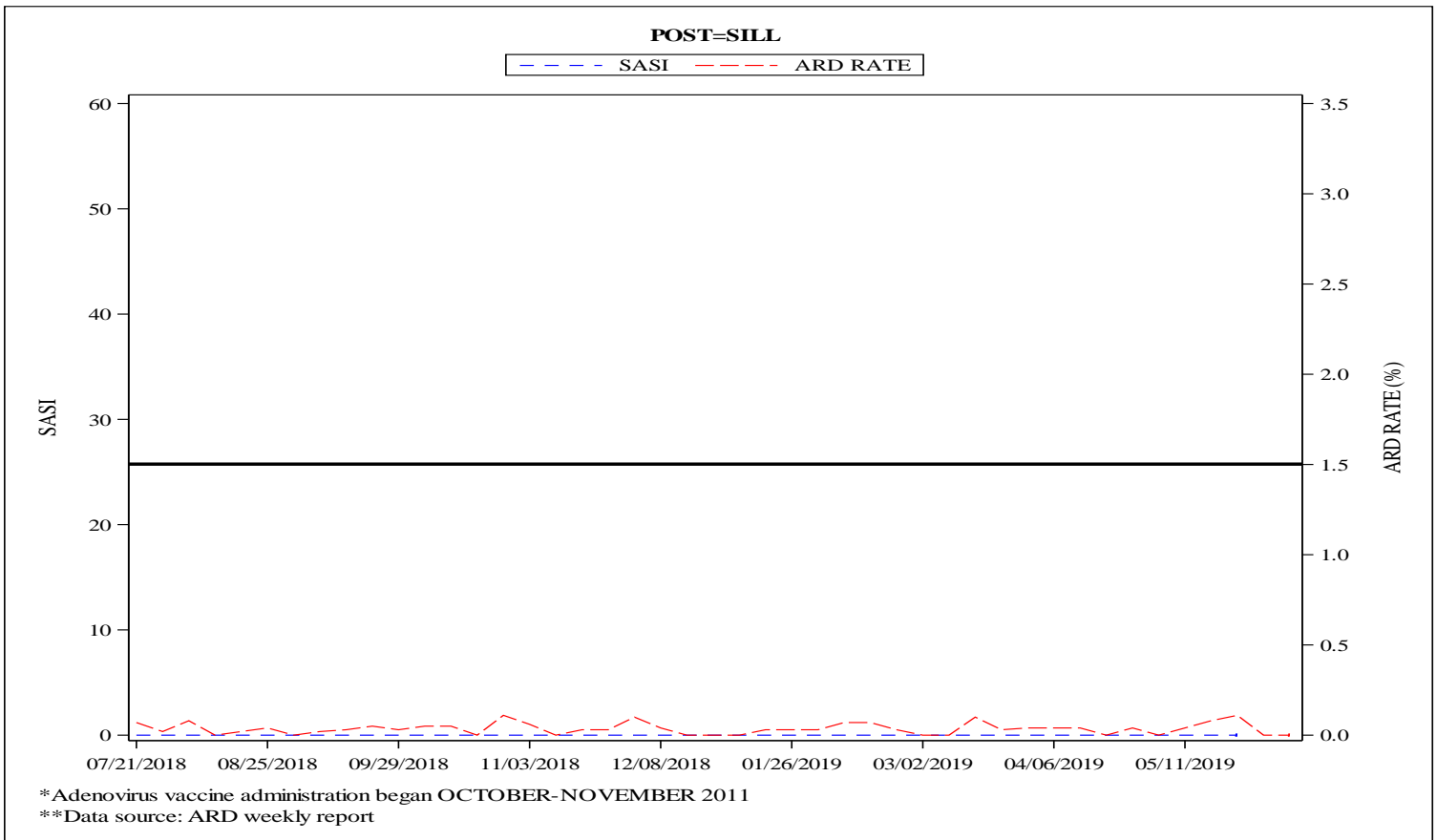
NOTE: All installations have achieved full ADV coverage.

	ARD Rate	SASI	STC
Benning	0.03 (D)	0.00 (N)	50%
Leonard Wood	0.21 (I)	3.24 (I)	87%
Jackson	0.23 (I)	0.00 (I)	63%
Sill	N/A	N/A	N/A

Summary comparison to previous week

I = Increase D = Decrease N = No Change N/A = No cases

POST-SILL



Males			
Unit Strength	ARD Cases	Strep Test Done	Strep Positive
3129	0	0	0

Females			
Unit Strength	ARD Cases	Strep Test Done	Strep Positive
1191	0	0	0