



DISEASE EPIDEMIOLOGY PROGRAM Acute Respiratory Disease Surveillance Summary

Ft Benning: 10 January 2019 – 11 January 2020

DEFINITIONS:

ARD Rate=(ARD cases/Trainees) *100

ADV = Adenovirus

Strep Rate=(Strep Cultures (+)/Cultures) *100

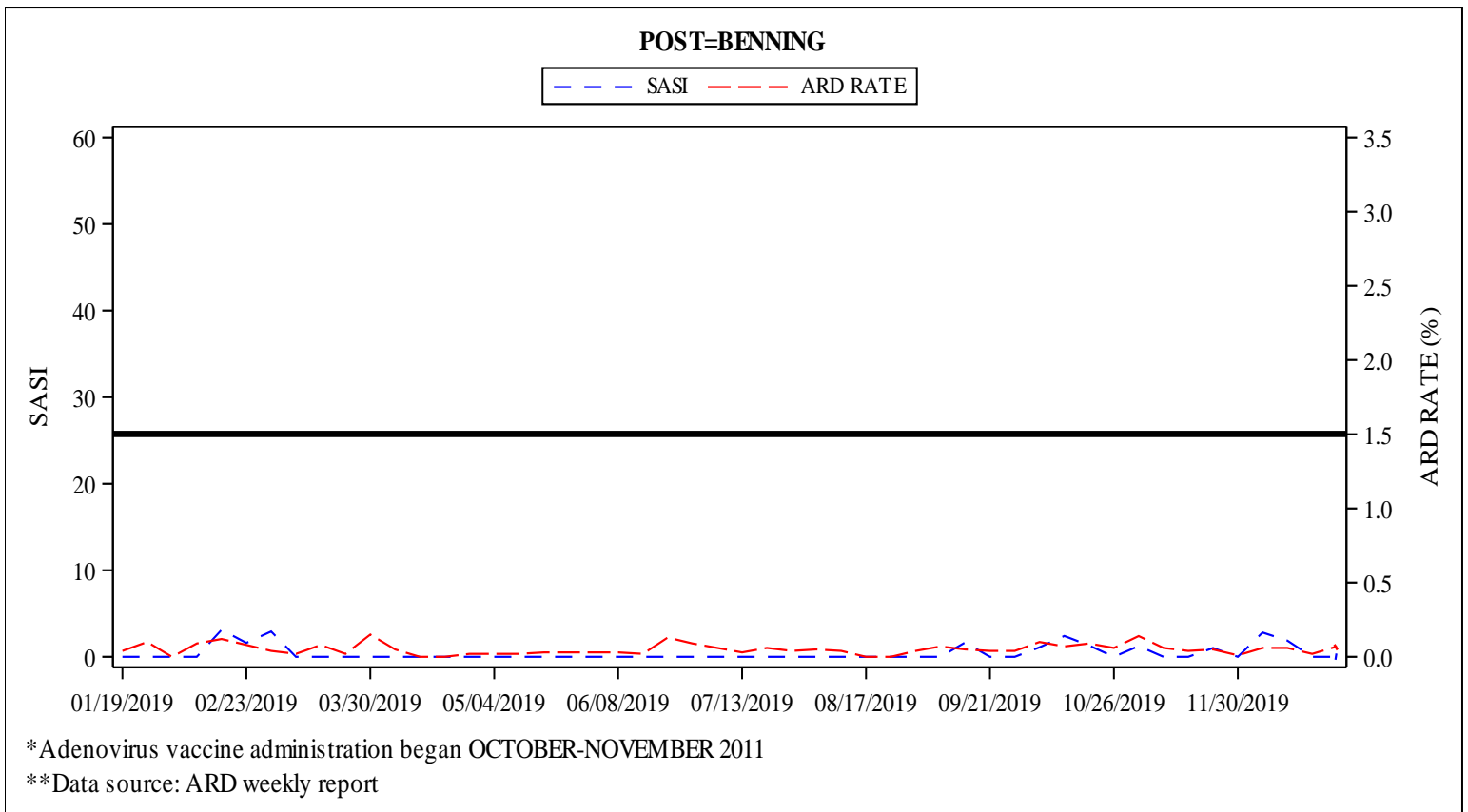
Strep-ARD Surveillance Index (SASI)=(ARD Rate*Strep Rate)

Strep Testing Compliance (STC) =% of ARD cases tested for Strep at each site (those sites highlighted red are at less than 60% compliance)

NOTE: All installations have achieved full ADV coverage.

	ARD Rate	SASI	STC
Benning	0.07 (I)	0.00 (N)	100%
Leonard Wood	0.19 (I)	0.00 (N)	50%
Jackson	0.10 (I)	0.00 (I)	25%
Sill	0.12 (I)	4.08 (I)	75%

Summary comparison to previous week
I = Increase D = Decrease N = No Change N/A = Undefined



Males			
Unit Strength	ARD Cases	Strep Test Done	Strep Positive
6619	5	5	0

Females			
Unit Strength	ARD Cases	Strep Test Done	Strep Positive
115	0	0	0



DISEASE EPIDEMIOLOGY PROGRAM Acute Respiratory Disease Surveillance Summary

Ft Leonard Wood: 10 January 2019 – 11 January 2020

DEFINITIONS:

ARD Rate=(ARD cases/Trainees) *100

ADV = Adenovirus

Strep Rate=(Strep Cultures (+)/Cultures) *100

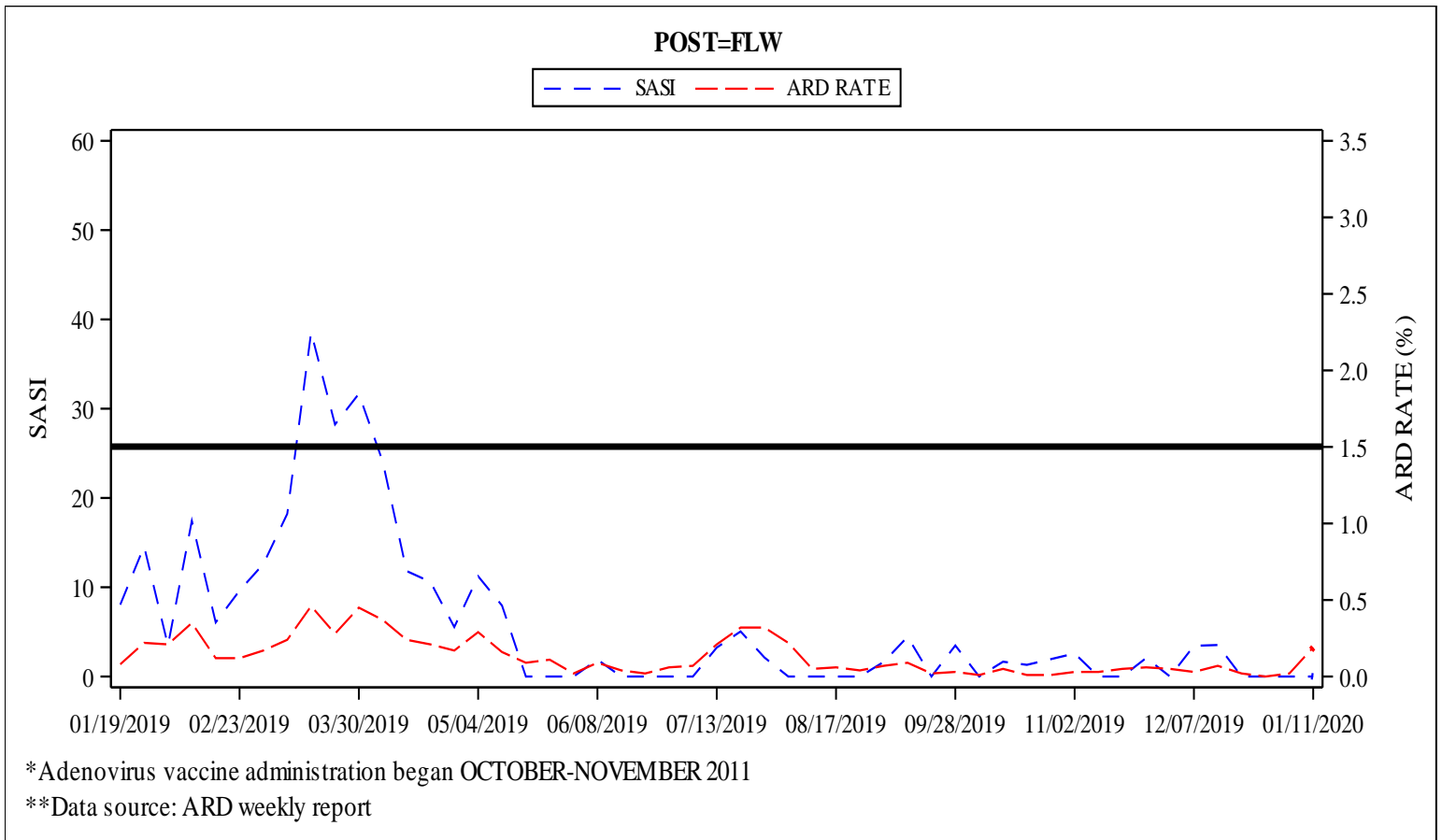
Strep-ARD Surveillance Index (SASI)=(ARD Rate*Strep Rate)

Strep Testing Compliance (STC) =% of ARD cases tested for Strep at each site (those sites highlighted red are at less than 60% compliance)

NOTE: All installations have achieved full ADV coverage.

	ARD Rate	SASI	STC
Benning	0.07 (I)	0.00 (N)	100%
Leonard Wood	0.19 (I)	0.00 (N)	50%
Jackson	0.10 (I)	0.00 (I)	25%
Sill	0.12 (I)	4.08 (I)	75%

Summary comparison to previous week
I = Increase D = Decrease N = No Change N/A = Undefined



Males			
Unit Strength	ARD Cases	Strep Test Done	Strep Positive
3739	6	3	0

Females			
Unit Strength	ARD Cases	Strep Test Done	Strep Positive
1537	4	2	0



DISEASE EPIDEMIOLOGY PROGRAM Acute Respiratory Disease Surveillance Summary

Ft Jackson: 10 January 2019 – 11 January 2020

DEFINITIONS:

ARD Rate=(ARD cases/Trainees) *100

ADV = Adenovirus

Strep Rate=(Strep Cultures (+)/Cultures) *100

Strep-ARD Surveillance Index (SASI)=(ARD Rate*Strep Rate)

Strep Testing Compliance (STC) =% of ARD cases tested for Strep at each site (those sites highlighted red are at less than 60% compliance)

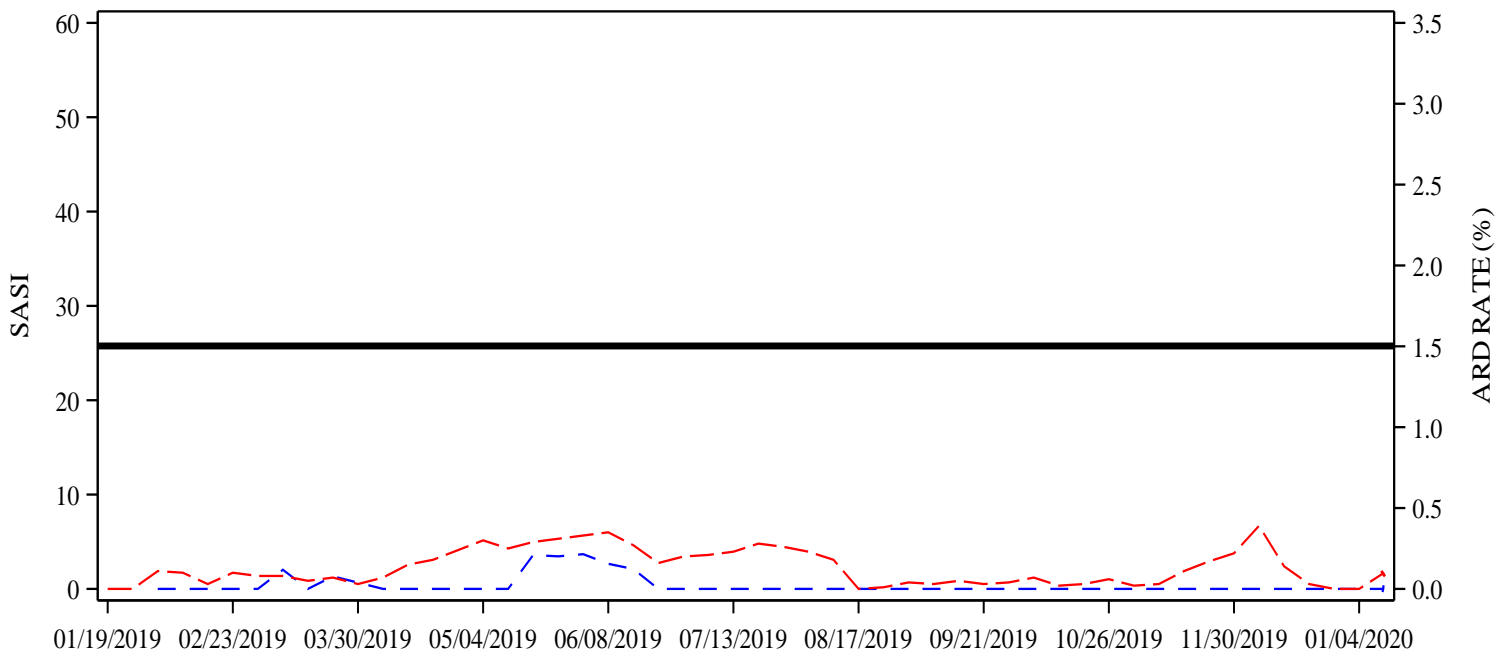
NOTE: All installations have achieved full ADV coverage.

	ARD Rate	SASI	STC
Benning	0.07 (I)	0.00 (N)	100%
Leonard Wood	0.19 (I)	0.00 (N)	50%
Jackson	0.10 (I)	0.00 (I)	25%
Sill	0.12 (I)	4.08 (I)	75%

Summary comparison to previous week
I = Increase D = Decrease N = No Change N/A = Undefined

POST=JACKSON

--- SASI --- ARD RATE



*Adenovirus vaccine administration began OCTOBER-NOVEMBER 2011

**Data source: ARD weekly report

Males			
Unit Strength	ARD Cases	Strep Test Done	Strep Positive
5310	5	1	0

Females			
Unit Strength	ARD Cases	Strep Test Done	Strep Positive
2348	3	1	0



DISEASE EPIDEMIOLOGY PROGRAM Acute Respiratory Disease Surveillance Summary

Ft Sill: 10 January 2019 – 11 January 2020

DEFINITIONS:

ARD Rate=(ARD cases/Trainees) *100

ADV = Adenovirus

Strep Rate=(Strep Cultures (+)/Cultures) *100

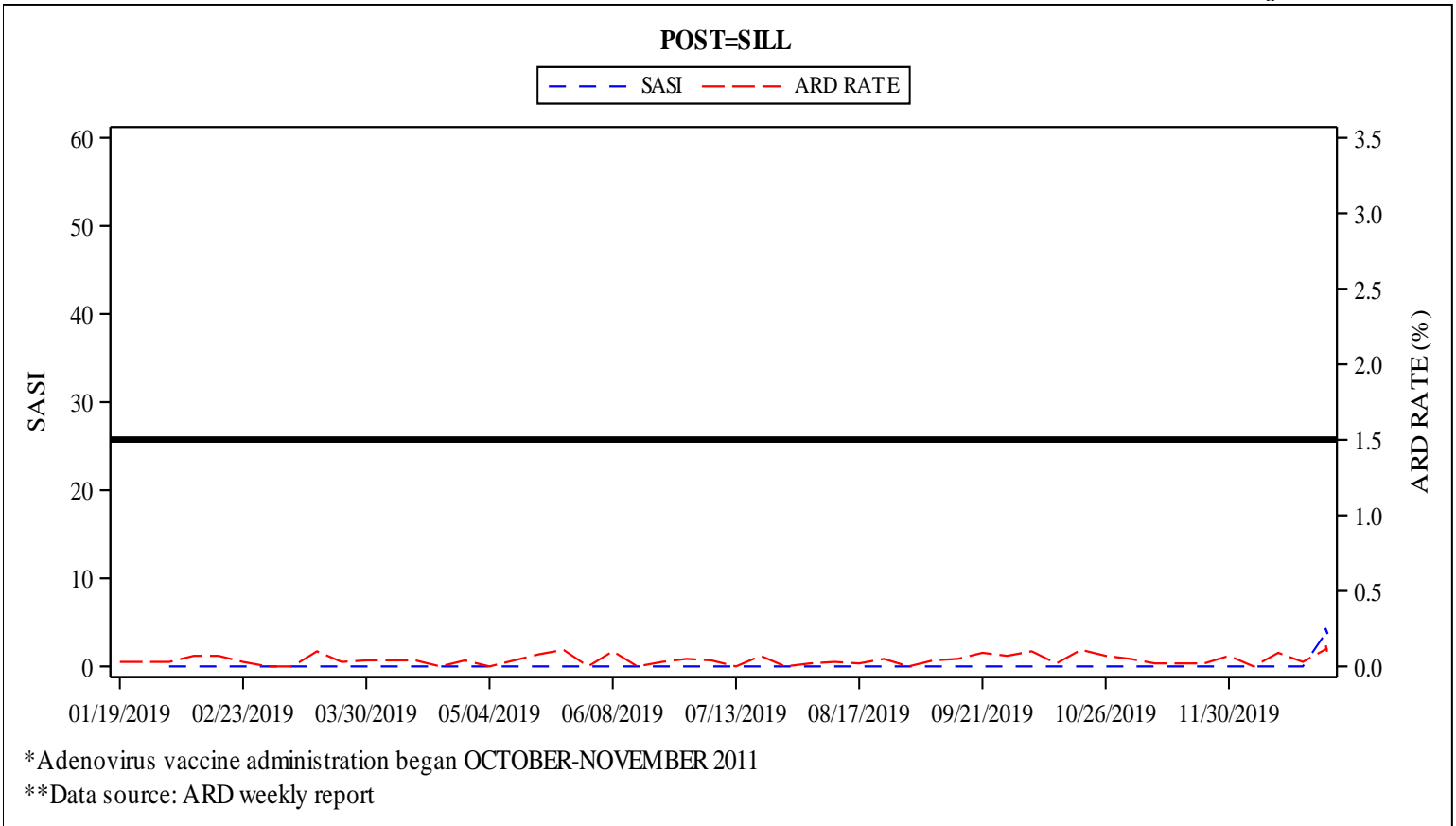
Strep-ARD Surveillance Index (SASI)=(ARD Rate*Strep Rate)

Strep Testing Compliance (STC) =% of ARD cases tested for Strep at each site (those sites highlighted red are at less than 60% compliance)

NOTE: All installations have achieved full ADV coverage.

	ARD Rate	SASI	STC
Benning	0.07 (I)	0.00 (N)	100%
Leonard Wood	0.19 (I)	0.00 (N)	50%
Jackson	0.10 (I)	0.00 (I)	25%
Sill	0.12 (I)	4.08 (I)	75%

Summary comparison to previous week
I = Increase D = Decrease N = No Change N/A = Undefined



Males			
Unit Strength	ARD Cases	Strep Test Done	Strep Positive
2335	4	3	1

Females			
Unit Strength	ARD Cases	Strep Test Done	Strep Positive
929	0	0	0