



# DISEASE EPIDEMIOLOGY PROGRAM Acute Respiratory Disease Surveillance Summary

**Ft Benning: 08 March 2018 – 09 March 2019**

**DEFINITIONS:**

ARD Rate=(ARD cases/Trainees) \*100

ADV = Adenovirus

Strep Rate=(Strep Cultures (+)/Cultures) \*100

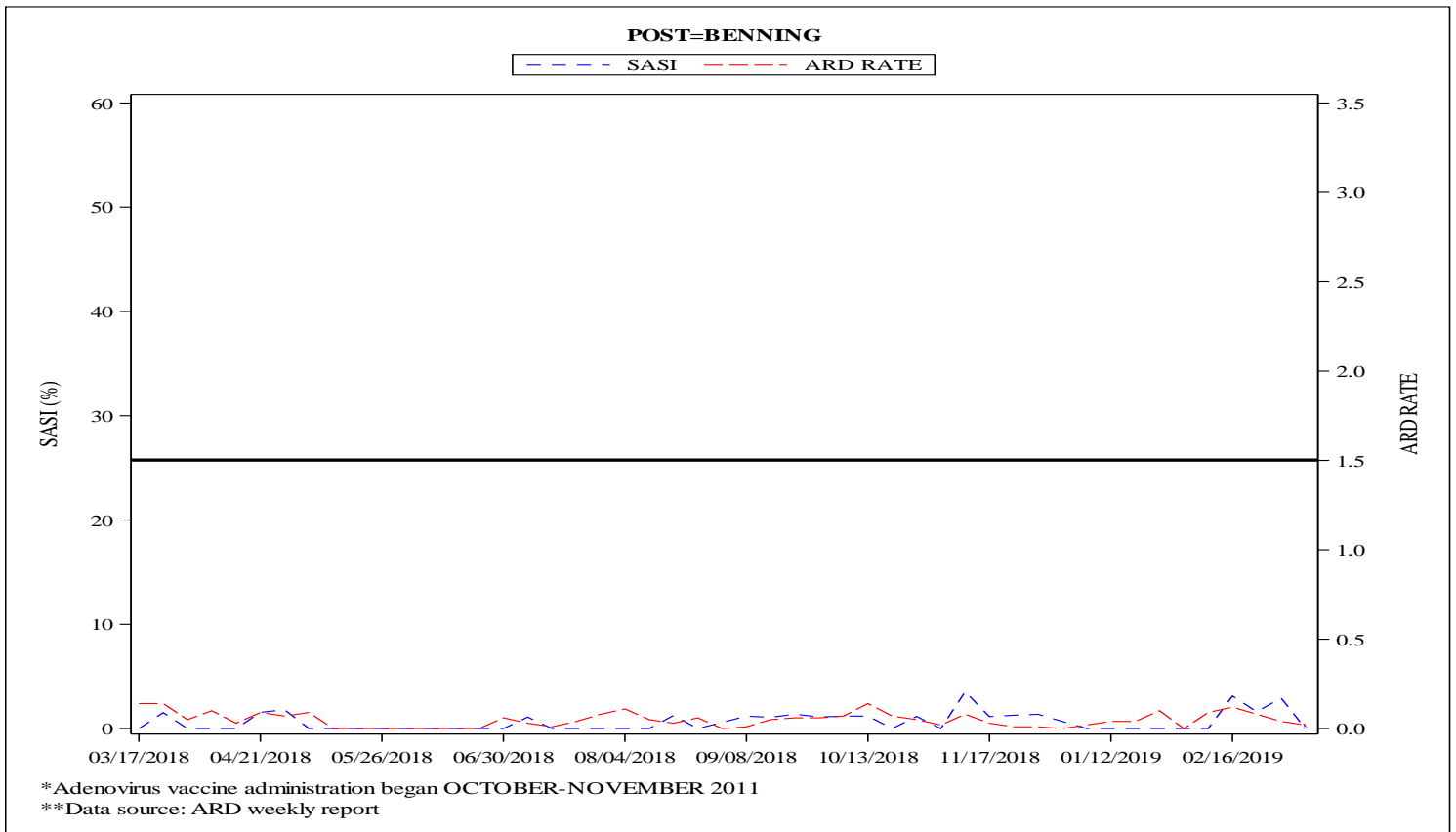
Strep-ARD Surveillance Index (SASI)=(ARD Rate\*Strep Rate)

Strep Testing Compliance (STC) =% of ARD cases tested for Strep at each site (those sites highlighted red are at less than 60% compliance)

**NOTE: All installations have achieved full ADV coverage.**

	ARD Rate	SASI	STC
Benning	0.02 (D)	0.00 (D)	100%
Leonard Wood	0.24 (I)	18.23 (I)	80%
Jackson	0.08 (N)	2.03 (I)	57%
Sill	N/A	N/A	N/A

Summary comparison to previous week  
I = Increase D = Decrease N = No Change N/A = No cases



Males			
Unit Strength	ARD Cases	Strep Test Done	Strep Positive
5957	1	1	0

Females			
Unit Strength	ARD Cases	Strep Test Done	Strep Positive
66	0	0	0



# DISEASE EPIDEMIOLOGY PROGRAM Acute Respiratory Disease Surveillance Summary

**Ft Leonard Wood: 08 March 2018 – 09 March 2019**

**DEFINITIONS:**

ARD Rate=(ARD cases/Trainees) \*100

ADV = Adenovirus

Strep Rate=(Strep Cultures (+)/Cultures) \*100

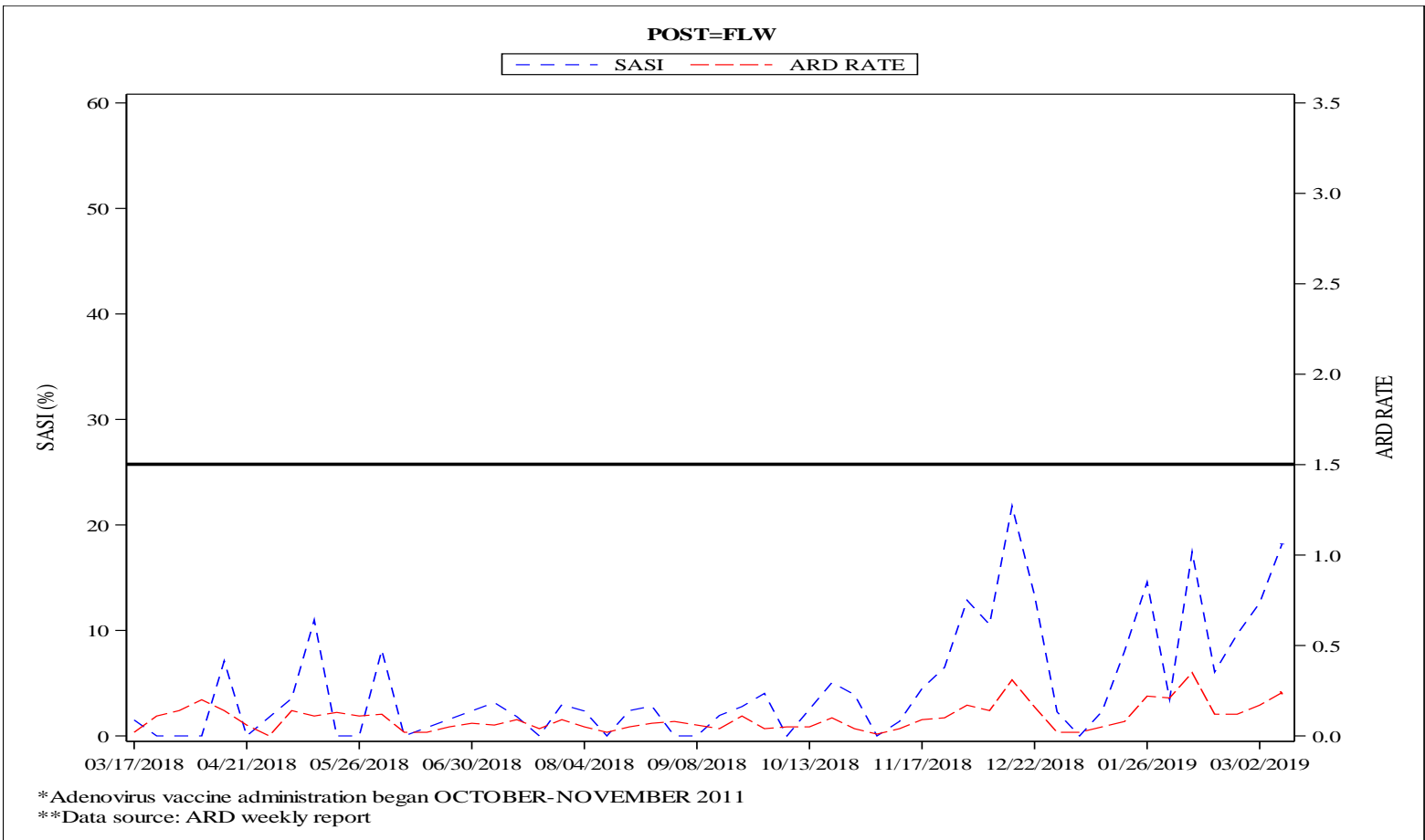
Strep-ARD Surveillance Index (SASI)=(ARD Rate\*Strep Rate)

Strep Testing Compliance (STC) =% of ARD cases tested for Strep at each site (those sites highlighted red are at less than 60% compliance)

**NOTE: All installations have achieved full ADV coverage.**

	ARD Rate	SASI	STC
Benning	0.02 (D)	0.00 (D)	100%
Leonard Wood	0.24 (I)	18.23 (I)	80%
Jackson	0.08 (N)	2.03 (I)	57%
Sill	N/A	N/A	N/A

Summary comparison to previous week  
I = Increase D = Decrease N = No Change N/A = No cases



Males			
Unit Strength	ARD Cases	Strep Test Done	Strep Positive
4765	15	12	9

Females			
Unit Strength	ARD Cases	Strep Test Done	Strep Positive
1406	0	0	0

If you have questions, comments or suggestions about this report, please contact us at (410) 436-4655 or [Email Disease Epidemiology](#)



# DISEASE EPIDEMIOLOGY PROGRAM Acute Respiratory Disease Surveillance Summary

**Ft Jackson: 08 March 2018 – 09 March 2019**

**DEFINITIONS:**

ARD Rate=(ARD cases/Trainees) \*100

ADV = Adenovirus

Strep Rate=(Strep Cultures (+)/Cultures) \*100

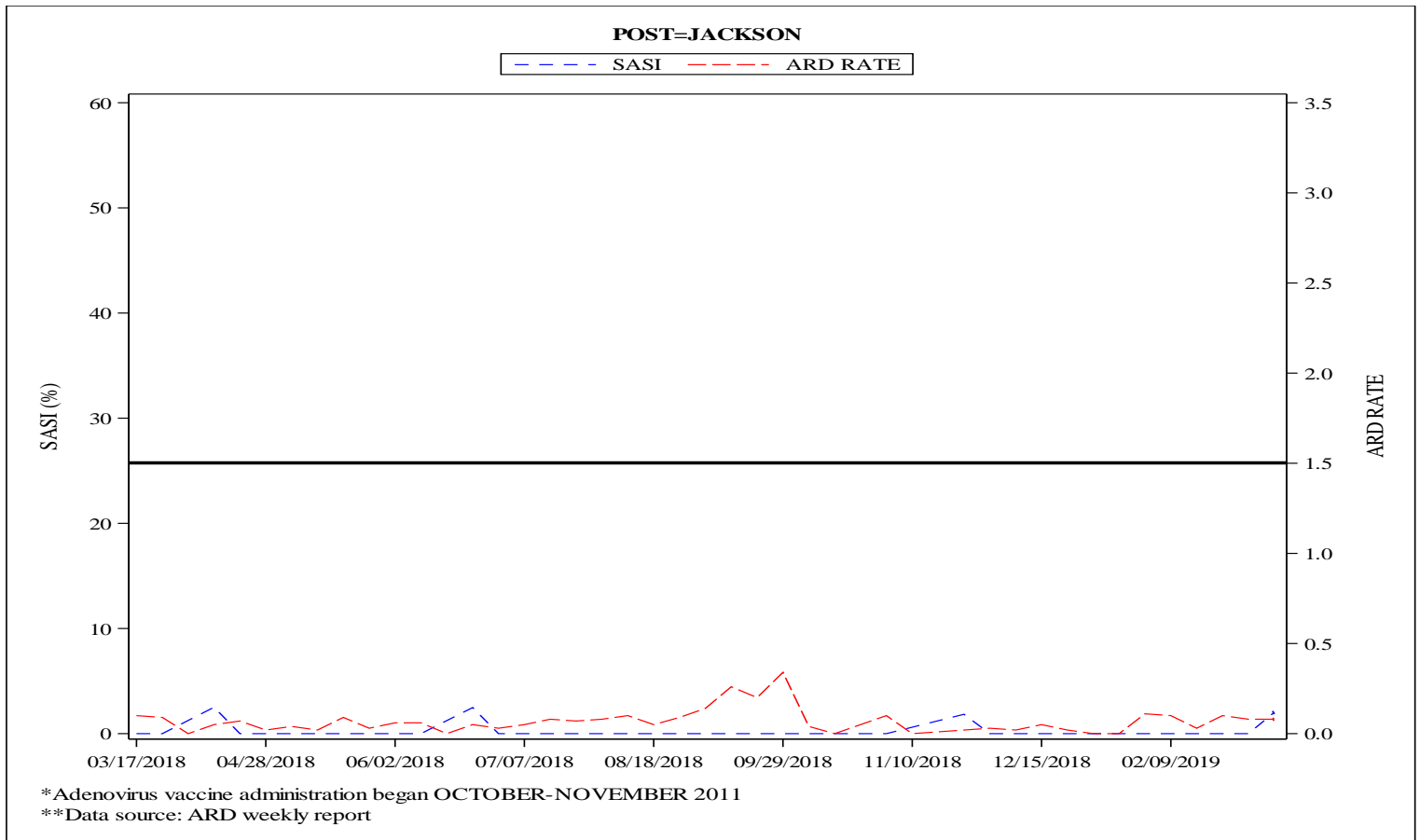
Strep-ARD Surveillance Index (SASI)=(ARD Rate\*Strep Rate)

Strep Testing Compliance (STC) =% of ARD cases tested for Strep at each site (those sites highlighted red are at less than 60% compliance)

**NOTE: All installations have achieved full ADV coverage.**

	ARD Rate	SASI	STC
Benning	0.02 (D)	0.00 (D)	100%
Leonard Wood	0.24 (I)	18.23 (I)	80%
Jackson	0.08 (N)	2.03 (I)	57%
Sill	N/A	N/A	N/A

Summary comparison to previous week  
I = Increase D = Decrease N = No Change N/A = No cases



Males			
Unit Strength	ARD Cases	Strep Test Done	Strep Positive
6071	3	1	0

Females			
Unit Strength	ARD Cases	Strep Test Done	Strep Positive
2537	4	3	1



# DISEASE EPIDEMIOLOGY PROGRAM Acute Respiratory Disease Surveillance Summary

**Ft Sill: 08 March 2018 – 09 March 2019**

**DEFINITIONS:**

ARD Rate=(ARD cases/Trainees) \*100

ADV = Adenovirus

Strep Rate=(Strep Cultures (+)/Cultures) \*100

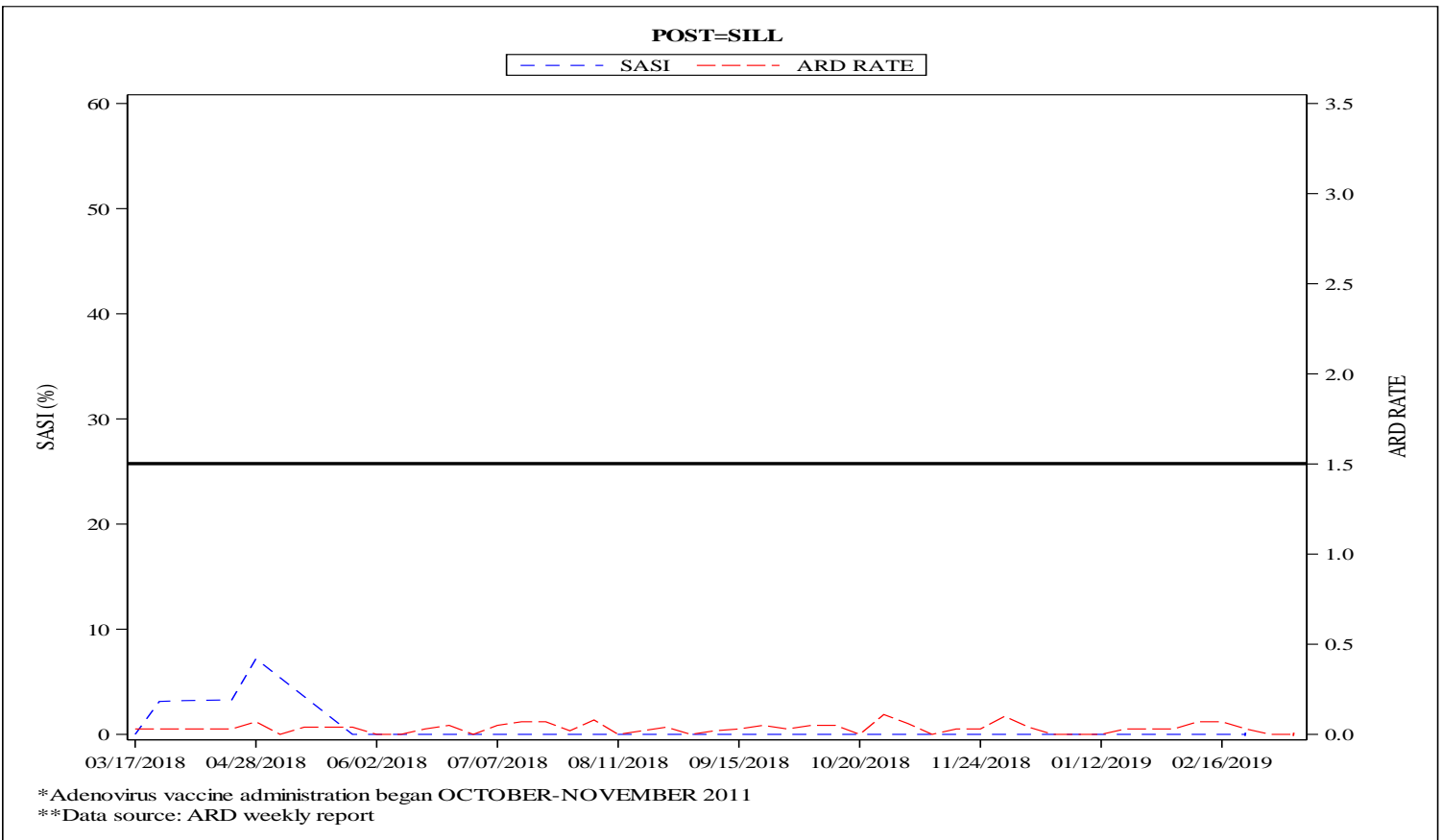
Strep-ARD Surveillance Index (SASI)=(ARD Rate\*Strep Rate)

Strep Testing Compliance (STC) =% of ARD cases tested for Strep at each site (those sites highlighted red are at less than 60% compliance)

**NOTE: All installations have achieved full ADV coverage.**

	ARD Rate	SASI	STC
Benning	0.02 (D)	0.00 (D)	100%
Leonard Wood	0.24 (I)	18.23 (I)	80%
Jackson	0.08 (N)	2.03 (I)	57%
Sill	N/A	N/A	N/A

Summary comparison to previous week  
I = Increase D = Decrease N = No Change N/A = No cases



Males			
Unit Strength	ARD Cases	Strep Test Done	Strep Positive
2088	0	0	0

Females			
Unit Strength	ARD Cases	Strep Test Done	Strep Positive
766	0	0	0