



# DISEASE EPIDEMIOLOGY PROGRAM Acute Respiratory Disease Surveillance Summary

**Ft Benning: 07 February 2019 – 08 February 2020**

**DEFINITIONS:**

ARD Rate=(ARD cases/Trainees) \*100

ADV = Adenovirus

Strep Rate=(Strep Cultures (+)/Cultures) \*100

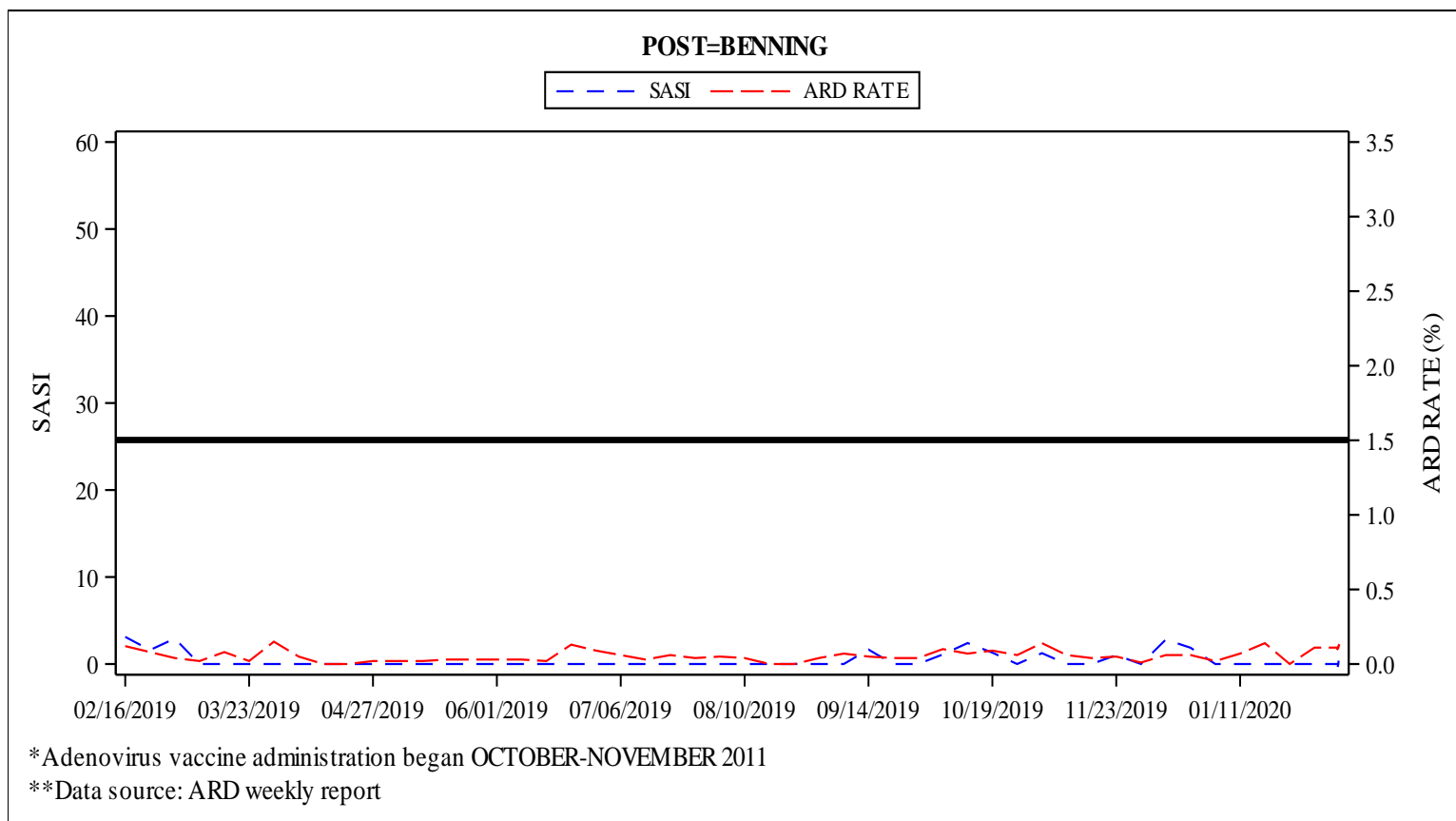
Strep-ARD Surveillance Index (SASI)=(ARD Rate\*Strep Rate)

Strep Testing Compliance (STC) =% of ARD cases tested for Strep at each site (those sites highlighted red are at less than 60% compliance)

**NOTE: All installations have achieved full ADV coverage.**

|              | ARD Rate | SASI     | STC  |
|--------------|----------|----------|------|
| Benning      | 0.11 (N) | 0.00 (N) | 100% |
| Leonard Wood | 0.14 (I) | 0.00 (N) | 63%  |
| Jackson      | -        | -        | -    |
| Sill         | -        | -        | -    |

Summary comparison to previous week  
I = Increase D = Decrease N = No Change N/A = Undefined



| Males         |           |                 |                |
|---------------|-----------|-----------------|----------------|
| Unit Strength | ARD Cases | Strep Test Done | Strep Positive |
| 7170          | 8         | 8               | 0              |

| Females       |           |                 |                |
|---------------|-----------|-----------------|----------------|
| Unit Strength | ARD Cases | Strep Test Done | Strep Positive |
| 152           | 0         | 0               | 0              |



# DISEASE EPIDEMIOLOGY PROGRAM Acute Respiratory Disease Surveillance Summary

**Ft Leonard Wood: 07 February 2019 – 08 February 2020**

**DEFINITIONS:**

ARD Rate=(ARD cases/Trainees) \*100

ADV = Adenovirus

Strep Rate=(Strep Cultures (+)/Cultures) \*100

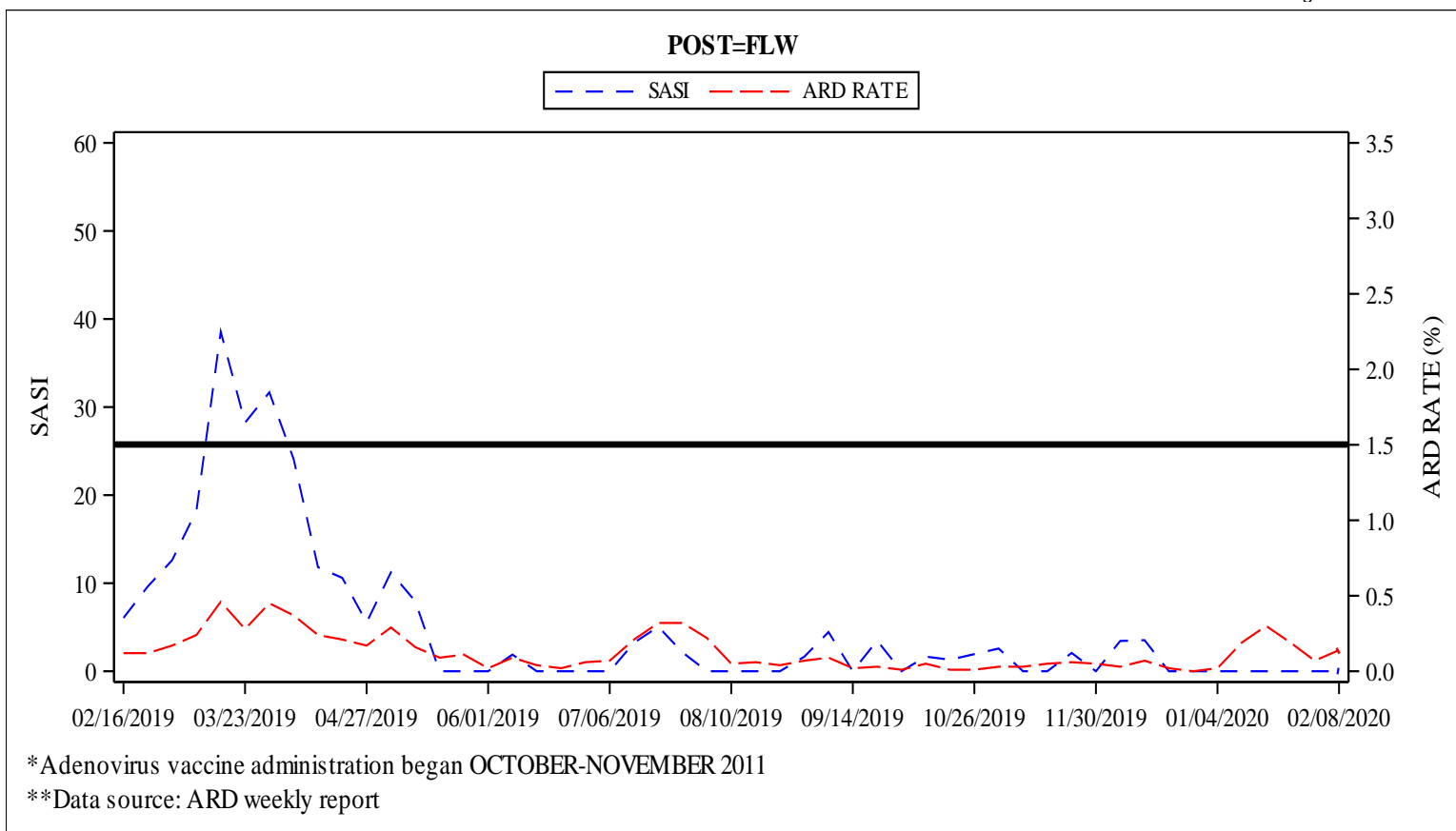
Strep-ARD Surveillance Index (SASI)=(ARD Rate\*Strep Rate)

Strep Testing Compliance (STC) =% of ARD cases tested for Strep at each site (those sites highlighted red are at less than 60% compliance)

**NOTE: All installations have achieved full ADV coverage.**

|              | ARD Rate | SASI     | STC  |
|--------------|----------|----------|------|
| Benning      | 0.11 (N) | 0.00 (N) | 100% |
| Leonard Wood | 0.14 (I) | 0.00 (N) | 63%  |
| Jackson      | -        | -        | -    |
| Sill         | -        | -        | -    |

Summary comparison to previous week  
I = Increase D = Decrease N = No Change N/A = Undefined



| Males         |           |                 |                |
|---------------|-----------|-----------------|----------------|
| Unit Strength | ARD Cases | Strep Test Done | Strep Positive |
| 4136          | 4         | 3               | 0              |

| Females       |           |                 |                |
|---------------|-----------|-----------------|----------------|
| Unit Strength | ARD Cases | Strep Test Done | Strep Positive |
| 1678          | 4         | 2               | 0              |



# DISEASE EPIDEMIOLOGY PROGRAM Acute Respiratory Disease Surveillance Summary

**Ft Jackson: 07 February 2019 – 08 February 2020**

**DEFINITIONS:**

ARD Rate=(ARD cases/Trainees) \*100

ADV = Adenovirus

Strep Rate=(Strep Cultures (+)/Cultures) \*100

Strep-ARD Surveillance Index (SASI)=(ARD Rate\*Strep Rate)

Strep Testing Compliance (STC) =% of ARD cases tested for Strep at each site (those sites highlighted red are at less than 60% compliance)

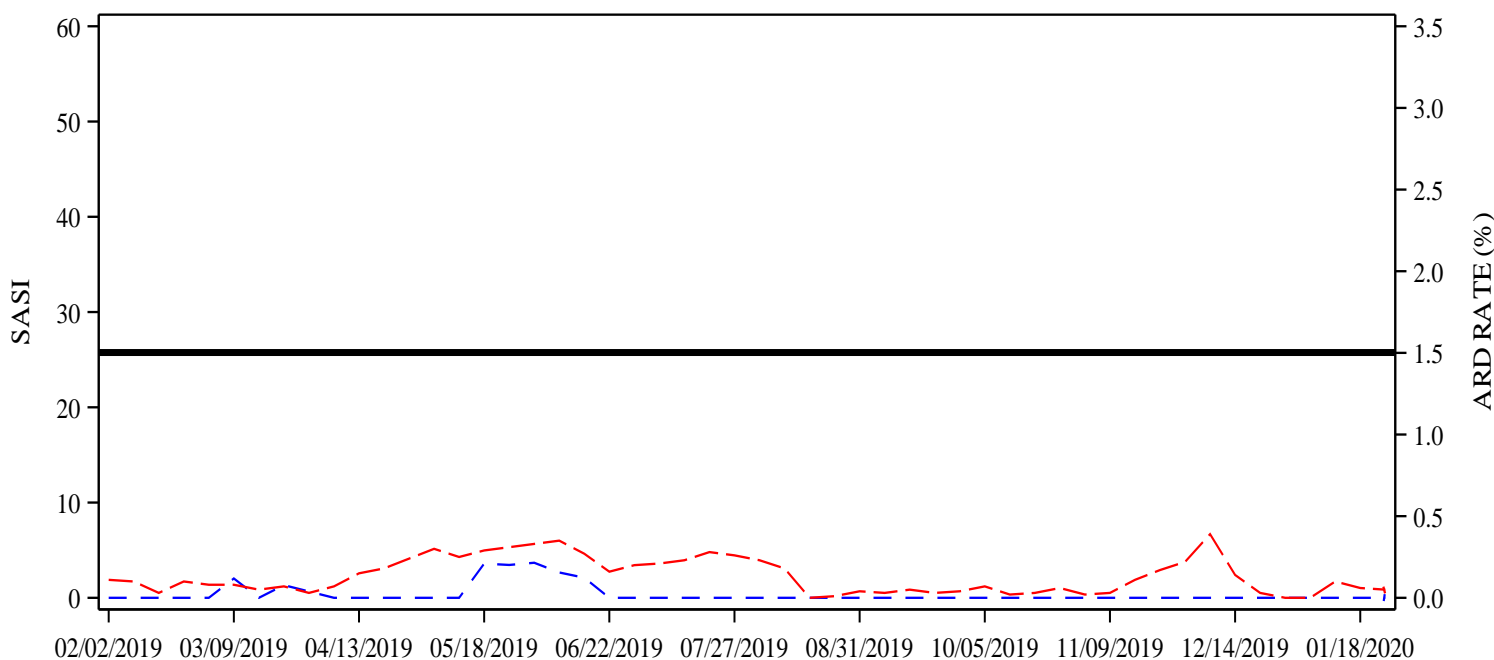
**NOTE: All installations have achieved full ADV coverage.**

|              | ARD Rate | SASI     | STC  |
|--------------|----------|----------|------|
| Benning      | 0.11 (N) | 0.00 (N) | 100% |
| Leonard Wood | 0.14 (I) | 0.00 (N) | 63%  |
| Jackson      | -        | -        | -    |
| Sill         | -        | -        | -    |

Summary comparison to previous week  
I = Increase D = Decrease N = No Change N/A = Undefined

**POST=JACKSON**

--- SASI --- ARD RATE



\*Adenovirus vaccine administration began OCTOBER-NOVEMBER 2011

\*\*Data source: ARD weekly report

| Males         |           |                 |                |
|---------------|-----------|-----------------|----------------|
| Unit Strength | ARD Cases | Strep Test Done | Strep Positive |
| -             | -         | -               | -              |

| Females       |           |                 |                |
|---------------|-----------|-----------------|----------------|
| Unit Strength | ARD Cases | Strep Test Done | Strep Positive |
| -             | -         | -               | -              |



# DISEASE EPIDEMIOLOGY PROGRAM Acute Respiratory Disease Surveillance Summary

**Ft Sill: 07 February 2019 – 08 February 2020**

**DEFINITIONS:**

ARD Rate=(ARD cases/Trainees) \*100

ADV = Adenovirus

Strep Rate=(Strep Cultures (+)/Cultures) \*100

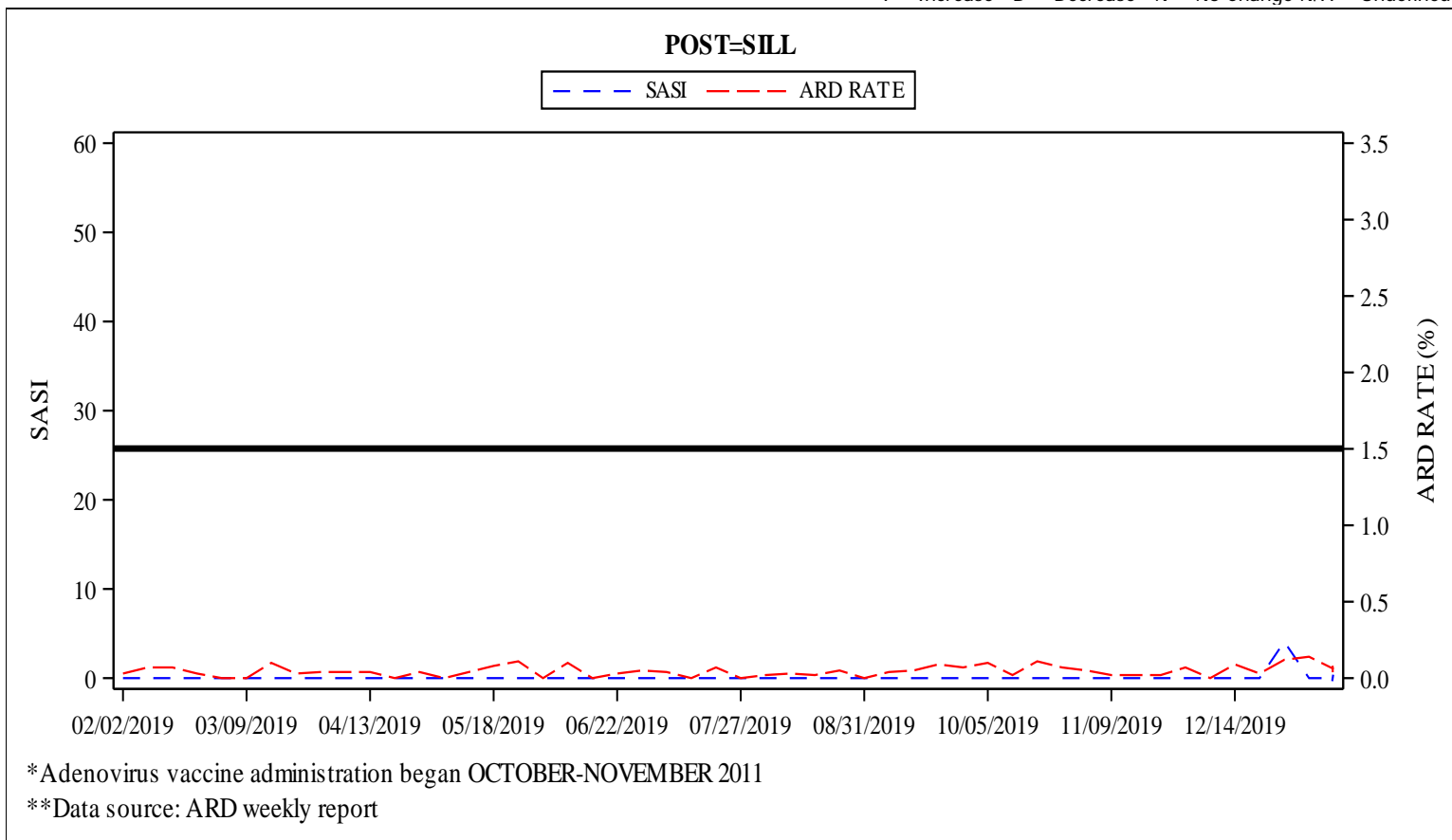
Strep-ARD Surveillance Index (SASI)=(ARD Rate\*Strep Rate)

Strep Testing Compliance (STC) =% of ARD cases tested for Strep at each site (those sites highlighted red are at less than 60% compliance)

**NOTE: All installations have achieved full ADV coverage.**

|              | ARD Rate | SASI     | STC  |
|--------------|----------|----------|------|
| Benning      | 0.11 (N) | 0.00 (N) | 100% |
| Leonard Wood | 0.14 (I) | 0.00 (N) | 63%  |
| Jackson      | -        | -        | -    |
| Sill         | -        | -        | -    |

Summary comparison to previous week  
I = Increase D = Decrease N = No Change N/A = Undefined



| Males         |           |                 |                |
|---------------|-----------|-----------------|----------------|
| Unit Strength | ARD Cases | Strep Test Done | Strep Positive |
| -             | -         | -               | -              |

| Females       |           |                 |                |
|---------------|-----------|-----------------|----------------|
| Unit Strength | ARD Cases | Strep Test Done | Strep Positive |
| -             | -         | -               | -              |