



DISEASE EPIDEMIOLOGY PROGRAM

Acute Respiratory Disease Surveillance Summary

Ft Benning: 02 November 2018 – 02 November 2019

DEFINITIONS:

ARD Rate=(ARD cases/Trainees) *100

ADV = Adenovirus

Strep Rate=(Strep Cultures (+))/Cultures) *100

Strep-ARD Surveillance Index (SASI)=(ARD Rate*Strep Rate)

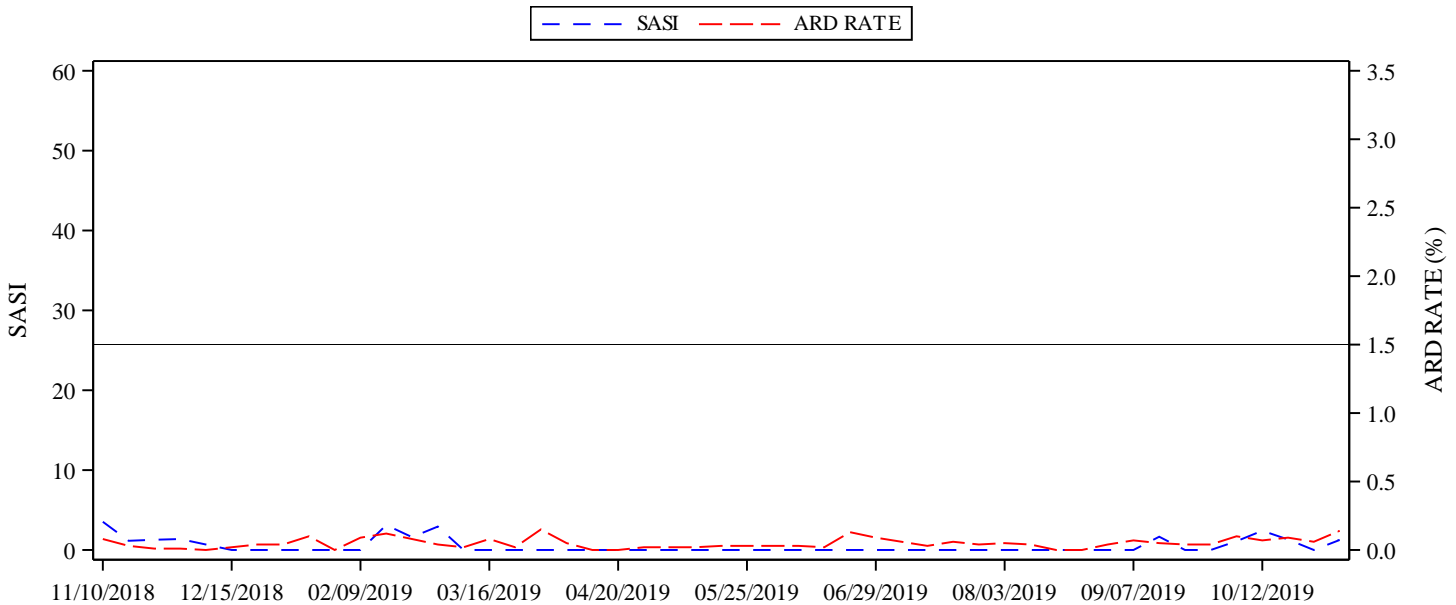
Strep Testing Compliance (STC) =% of ARD cases tested for Strep at each site (those sites highlighted red are at less than 60% compliance)

NOTE: All installations have achieved full ADV coverage.

	ARD Rate	SASI	STC
Benning	0.14 (I)	1.25 (I)	85%
Leonard Wood	0.03 (I)	2.58 (I)	50%
Jackson	0.02 (D)	0.00 (N)	50%
Sill	0.05 (I)	0.00 (N)	0%

Summary comparison to previous week
 I = Increase D = Decrease N = No Change N/A = Undefined

POST-BENNING



*Adenovirus vaccine administration began OCTOBER-NOVEMBER 2011

**Data source: ARD weekly report

Males			
Unit Strength	ARD Cases	Strep Test Done	Strep Positive
9233	13	11	1

Females			
Unit Strength	ARD Cases	Strep Test Done	Strep Positive
185	0	0	0



DISEASE EPIDEMIOLOGY PROGRAM

Acute Respiratory Disease Surveillance Summary

Ft Leonard Wood: 02 November 2018 – 02 November 2019

DEFINITIONS:

ARD Rate=(ARD cases/Trainees) *100

ADV = Adenovirus

Strep Rate=(Strep Cultures (+)/Cultures) *100

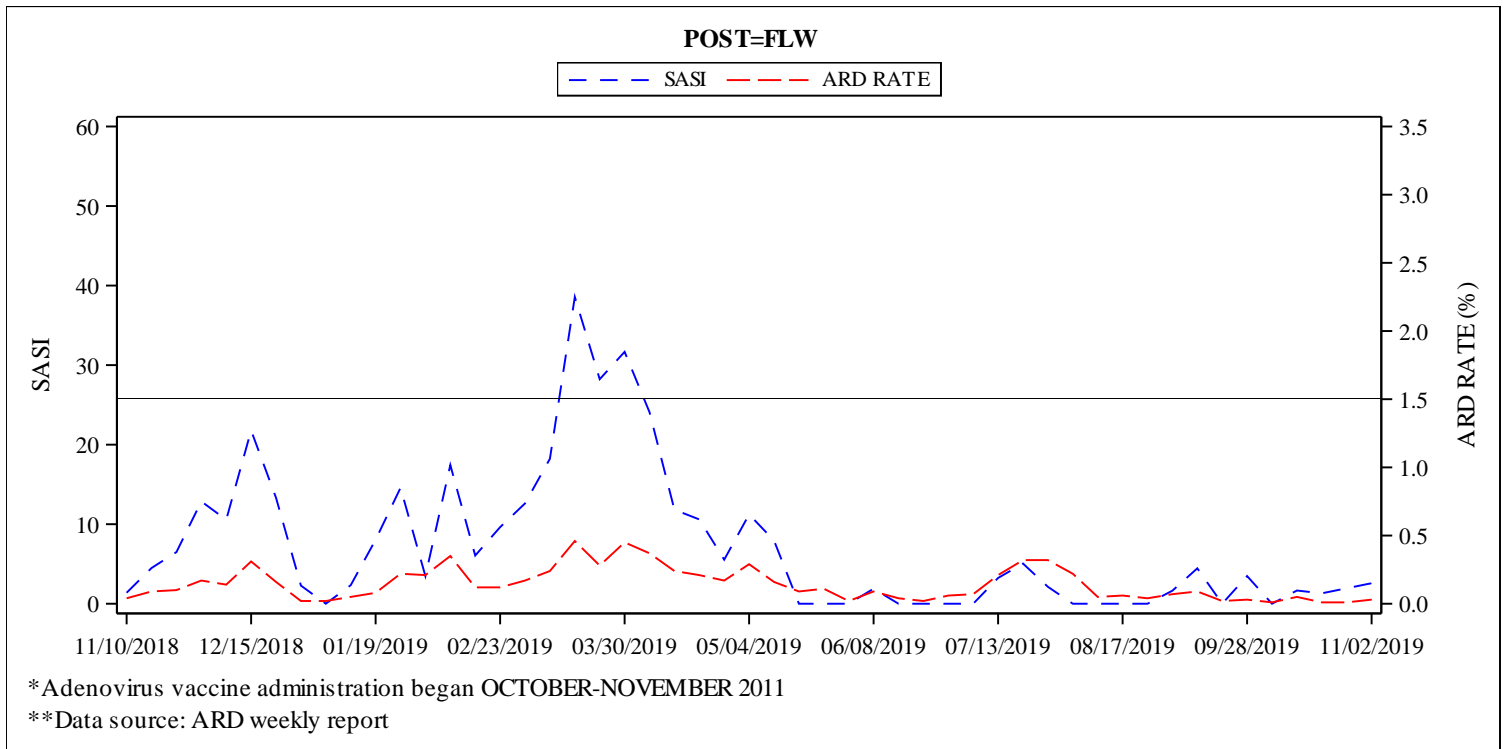
Strep-ARD Surveillance Index (SASI)=(ARD Rate*Strep Rate)

Strep Testing Compliance (STC) =% of ARD cases tested for Strep at each site (those sites highlighted red are at less than 60% compliance)

NOTE: All installations have achieved full ADV coverage.

	ARD Rate	SASI	STC
Benning	0.14 (I)	1.25 (I)	85%
Leonard Wood	0.03 (I)	2.58 (I)	50%
Jackson	0.02 (D)	0.00 (N)	50%
Sill	0.05 (I)	0.00 (N)	0%

Summary comparison to previous week
 I = Increase D = Decrease N = No Change N/A = Undefined



Males			
Unit Strength	ARD Cases	Strep Test Done	Strep Positive
5508	1	1	1

Females			
Unit Strength	ARD Cases	Strep Test Done	Strep Positive
2248	1	0	0

If you have questions, comments or suggestions about this report, please contact us at (410) 436-4655 or [Email Disease Epidemiology](#)

APPROVED FOR PUBLIC RELEASE, DISTRIBUTION UNLIMITED



DISEASE EPIDEMIOLOGY PROGRAM

Acute Respiratory Disease Surveillance Summary

Ft Jackson: 02 November 2018 – 02 November 2019

DEFINITIONS:

ARD Rate=(ARD cases/Trainees) *100

ADV = Adenovirus

Strep Rate=(Strep Cultures (+)/Cultures) *100

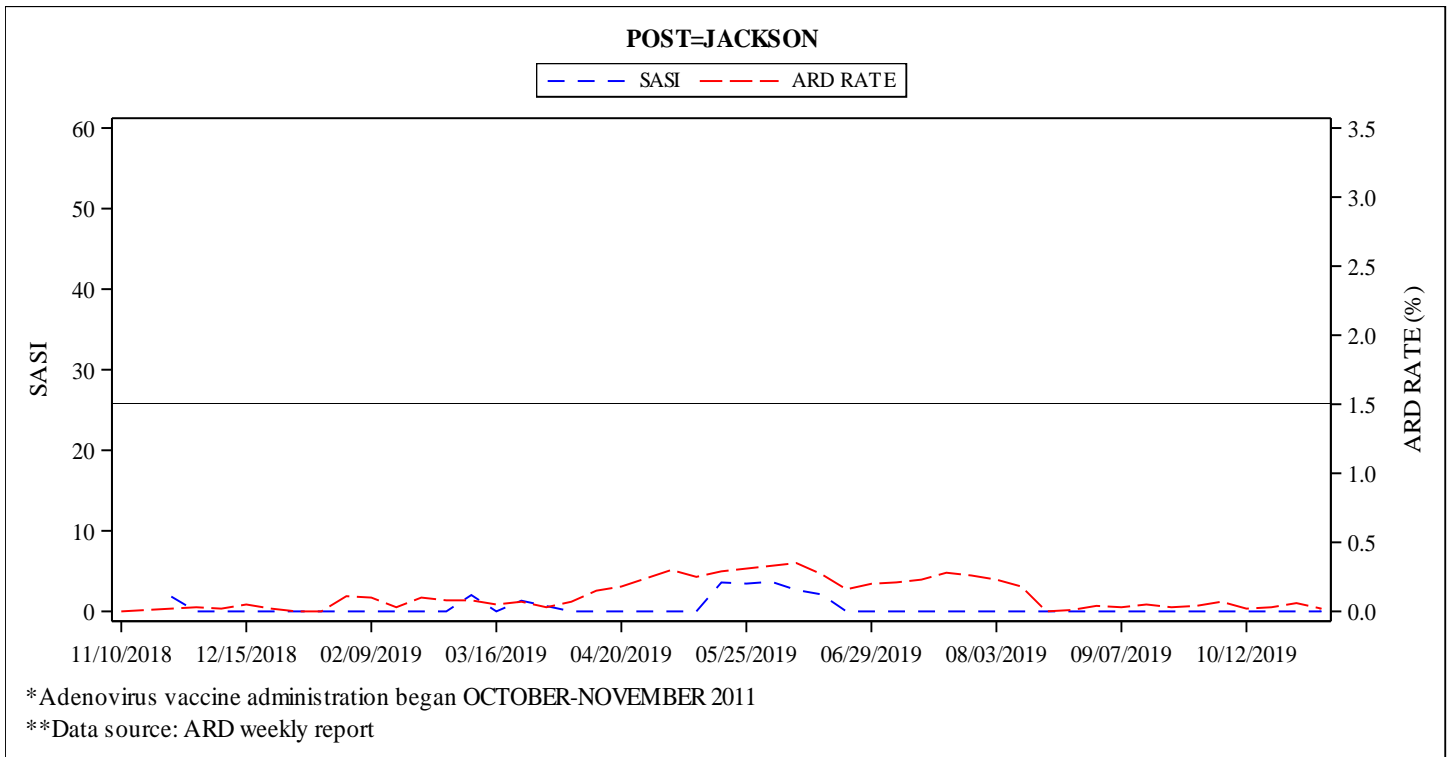
Strep-ARD Surveillance Index (SASI)=(ARD Rate*Strep Rate)

Strep Testing Compliance (STC) =% of ARD cases tested for Strep at each site (those sites highlighted red are at less than 60% compliance)

NOTE: All installations have achieved full ADV coverage.

	ARD Rate	SASI	STC
Benning	0.14 (I)	1.25 (I)	85%
Leonard Wood	0.03 (I)	2.58 (I)	50%
Jackson	0.02 (D)	0.00 (N)	50%
Sill	0.05 (I)	0.00 (N)	0%

Summary comparison to previous week
 I = Increase D = Decrease N = No Change N/A = Undefined



Males			
Unit Strength	ARD Cases	Strep Test Done	Strep Positive
7421	1	0	0

Females			
Unit Strength	ARD Cases	Strep Test Done	Strep Positive
3698	1	1	0



DISEASE EPIDEMIOLOGY PROGRAM

Acute Respiratory Disease Surveillance Summary

Ft Sill: 02 November 2018 – 02 November 2019

DEFINITIONS:

ARD Rate=(ARD cases/Trainees) *100

ADV = Adenovirus

Strep Rate=(Strep Cultures (+)/Cultures) *100

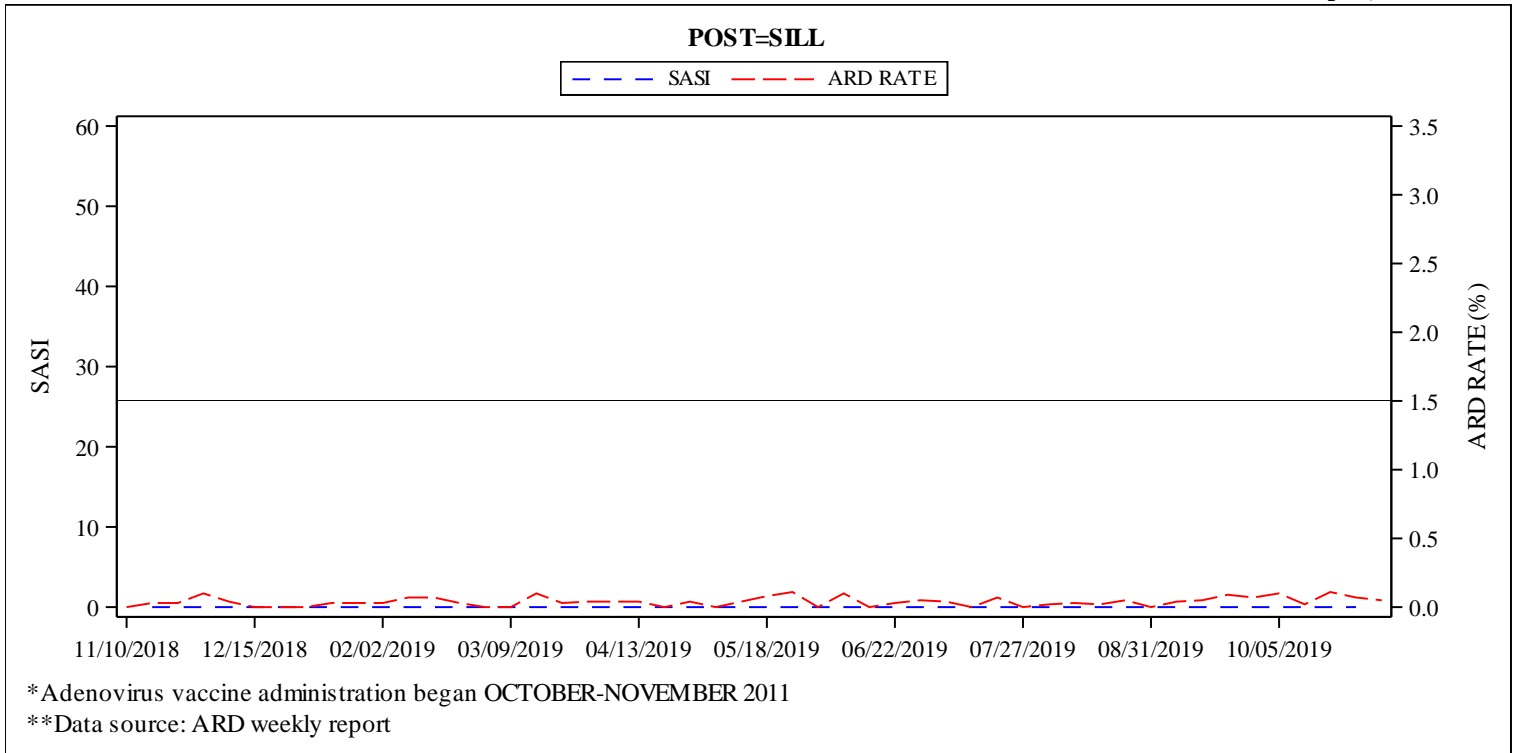
Strep-ARD Surveillance Index (SASI)=(ARD Rate*Strep Rate)

Strep Testing Compliance (STC) =% of ARD cases tested for Strep at each site (those sites highlighted red are at less than 60% compliance)

NOTE: All installations have achieved full ADV coverage.

	ARD Rate	SASI	STC
Benning	0.14 (I)	1.25 (I)	85%
Leonard Wood	0.03 (I)	2.58 (I)	50%
Jackson	0.02 (D)	0.00 (N)	50%
Sill	0.05 (I)	0.00 (N)	0%

Summary comparison to previous week
 I = Increase D = Decrease N = No Change N/A = Undefined



Males			
Unit Strength	ARD Cases	Strep Test Done	Strep Positive
3162	2	0	0

Females			
Unit Strength	ARD Cases	Strep Test Done	Strep Positive
997	0	0	0