



# DISEASE EPIDEMIOLOGY PROGRAM Acute Respiratory Disease Surveillance Summary

**Ft Benning: 02 August 2018 – 03 August 2019**

**DEFINITIONS:**

ARD Rate=(ARD cases/Trainees) \*100

ADV = Adenovirus

Strep Rate=(Strep Cultures (+)/Cultures) \*100

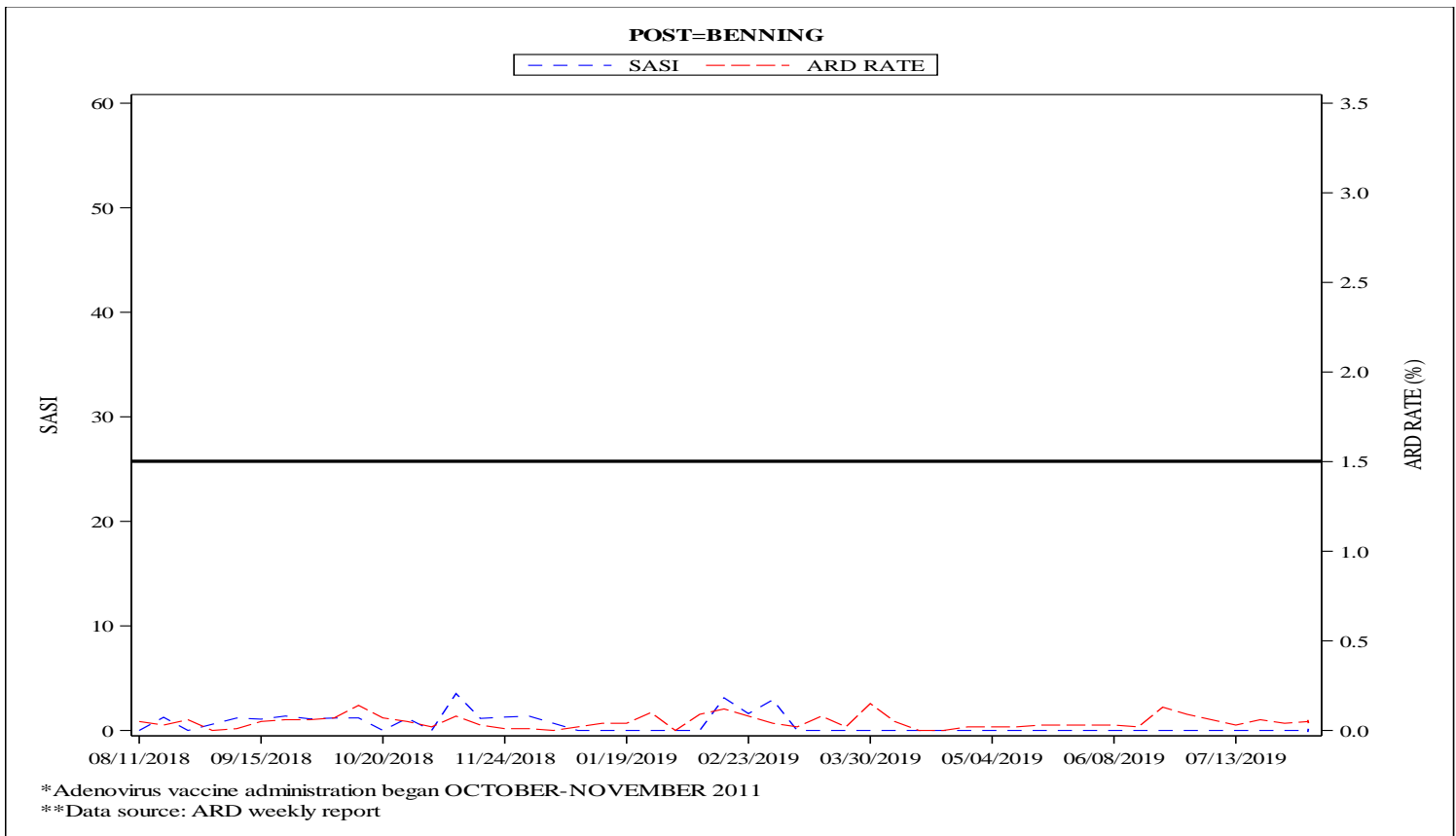
Strep-ARD Surveillance Index (SASI)=(ARD Rate\*Strep Rate)

Strep Testing Compliance (STC) =% of ARD cases tested for Strep at each site (those sites highlighted red are at less than 60% compliance)

**NOTE: All installations have achieved full ADV coverage.**

	ARD Rate	SASI	STC
Benning	0.05 (I)	0.00 (N)	100%
Leonard Wood	0.22 (D)	0.00 (D)	47%
Jackson	0.23 (D)	0.00 (N)	52%
Sill	0.02 (I)	0.00 (I)	100%

Summary comparison to previous week  
I = Increase D = Decrease N = No Change N/A = No cases



Males			
Unit Strength	ARD Cases	Strep Test Done	Strep Positive
7386	4	4	0

Females			
Unit Strength	ARD Cases	Strep Test Done	Strep Positive
9	0	0	0



# DISEASE EPIDEMIOLOGY PROGRAM Acute Respiratory Disease Surveillance Summary

**Ft Leonard Wood: 02 August 2018 – 03 August 2019**

**DEFINITIONS:**

ARD Rate=(ARD cases/Trainees) \*100

ADV = Adenovirus

Strep Rate=(Strep Cultures (+)/Cultures) \*100

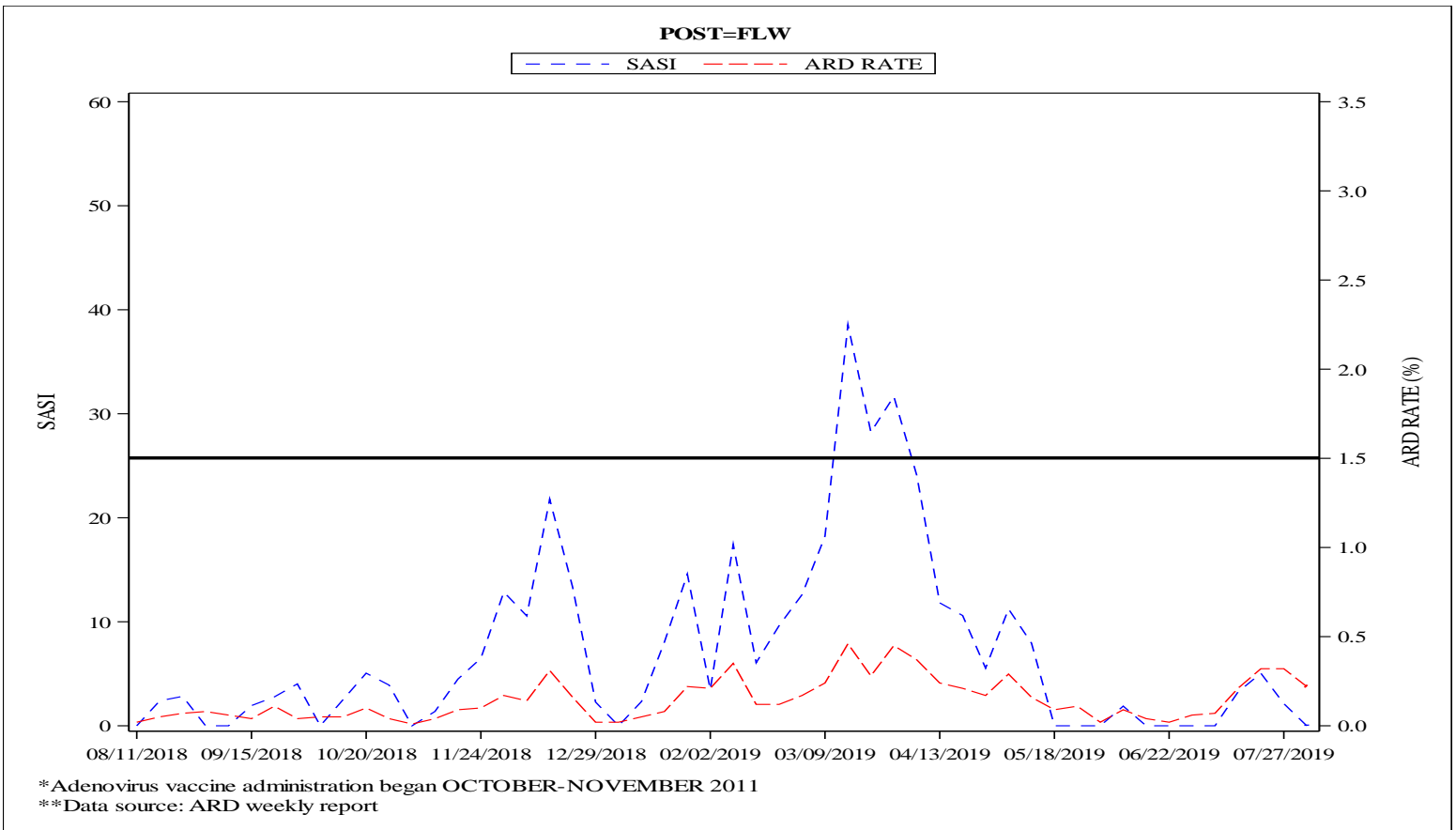
Strep-ARD Surveillance Index (SASI)=(ARD Rate\*Strep Rate)

Strep Testing Compliance (STC) =% of ARD cases tested for Strep at each site (those sites highlighted red are at less than 60% compliance)

**NOTE: All installations have achieved full ADV coverage.**

	ARD Rate	SASI	STC
Benning	0.05 (I)	0.00 (N)	100%
Leonard Wood	0.22 (D)	0.00 (D)	47%
Jackson	0.23 (D)	0.00 (N)	52%
Sill	0.02 (I)	0.00 (I)	100%

Summary comparison to previous week  
I = Increase D = Decrease N = No Change N/A = No cases



Males			
Unit Strength	ARD Cases	Strep Test Done	Strep Positive
5578	12	8	0

Females			
Unit Strength	ARD Cases	Strep Test Done	Strep Positive
2288	5	0	0

If you have questions, comments or suggestions about this report, please contact us at (410) 436-4655 or [Email Disease Epidemiology](#)

APPROVED FOR PUBLIC RELEASE, DISTRIBUTION UNLIMITED



# DISEASE EPIDEMIOLOGY PROGRAM Acute Respiratory Disease Surveillance Summary

**Ft Jackson: 02 August 2018 – 03 August 2019**

**DEFINITIONS:**

ARD Rate=(ARD cases/Trainees) \*100

ADV = Adenovirus

Strep Rate=(Strep Cultures (+)/Cultures) \*100

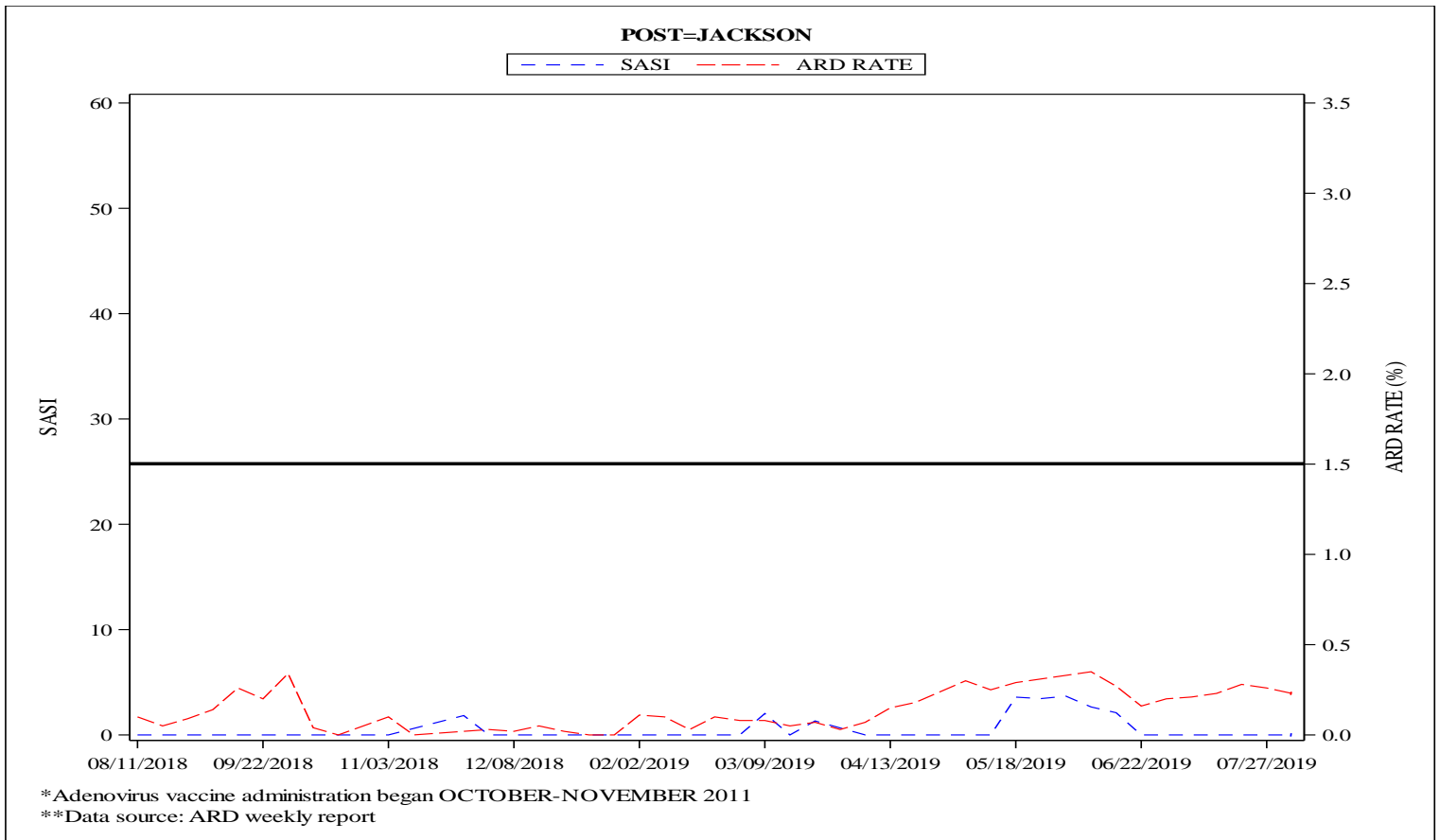
Strep-ARD Surveillance Index (SASI)=(ARD Rate\*Strep Rate)

Strep Testing Compliance (STC) =% of ARD cases tested for Strep at each site (those sites highlighted red are at less than 60% compliance)

**NOTE: All installations have achieved full ADV coverage.**

	ARD Rate	SASI	STC
Benning	0.05 (I)	0.00 (N)	100%
Leonard Wood	0.22 (D)	0.00 (D)	47%
Jackson	0.23 (D)	0.00 (N)	52%
Sill	0.02 (I)	0.00 (I)	100%

Summary comparison to previous week  
I = Increase D = Decrease N = No Change N/A = No cases



Males			
Unit Strength	ARD Cases	Strep Test Done	Strep Positive
7932	15	8	0

Females			
Unit Strength	ARD Cases	Strep Test Done	Strep Positive
3747	12	6	0



# DISEASE EPIDEMIOLOGY PROGRAM Acute Respiratory Disease Surveillance Summary

**Ft Sill: 02 August 2018 – 03 August 2019**

**DEFINITIONS:**

ARD Rate=(ARD cases/Trainees) \*100

ADV = Adenovirus

Strep Rate=(Strep Cultures (+)/Cultures) \*100

Strep-ARD Surveillance Index (SASI)=(ARD Rate\*Strep Rate)

Strep Testing Compliance (STC) =% of ARD cases tested for Strep at each site  
(those sites highlighted red are at less than 60% compliance)

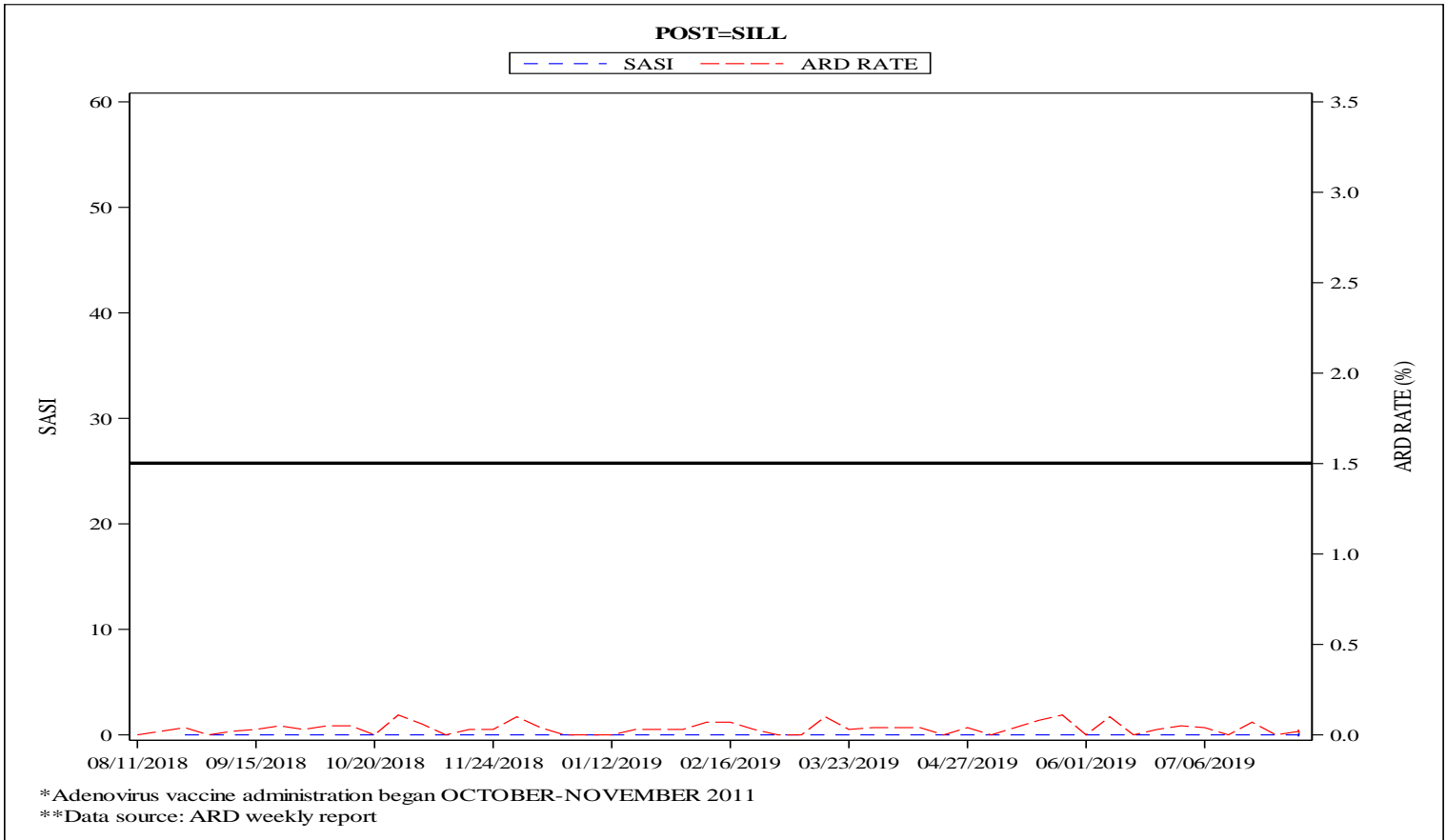
**NOTE: All installations have achieved full ADV coverage.**

	ARD Rate	SASI	STC
Benning	0.05 (I)	0.00 (N)	100%
Leonard Wood	0.22 (D)	0.00 (D)	47%
Jackson	0.23 (D)	0.00 (N)	52%
Sill	0.02 (I)	0.00 (I)	100%

Summary comparison to previous week

I = Increase D = Decrease N = No Change N/A = No cases

**POST=SILL**



Males			
Unit Strength	ARD Cases	Strep Test Done	Strep Positive
3186	1	1	0

Females			
Unit Strength	ARD Cases	Strep Test Done	Strep Positive
1367	0	0	0