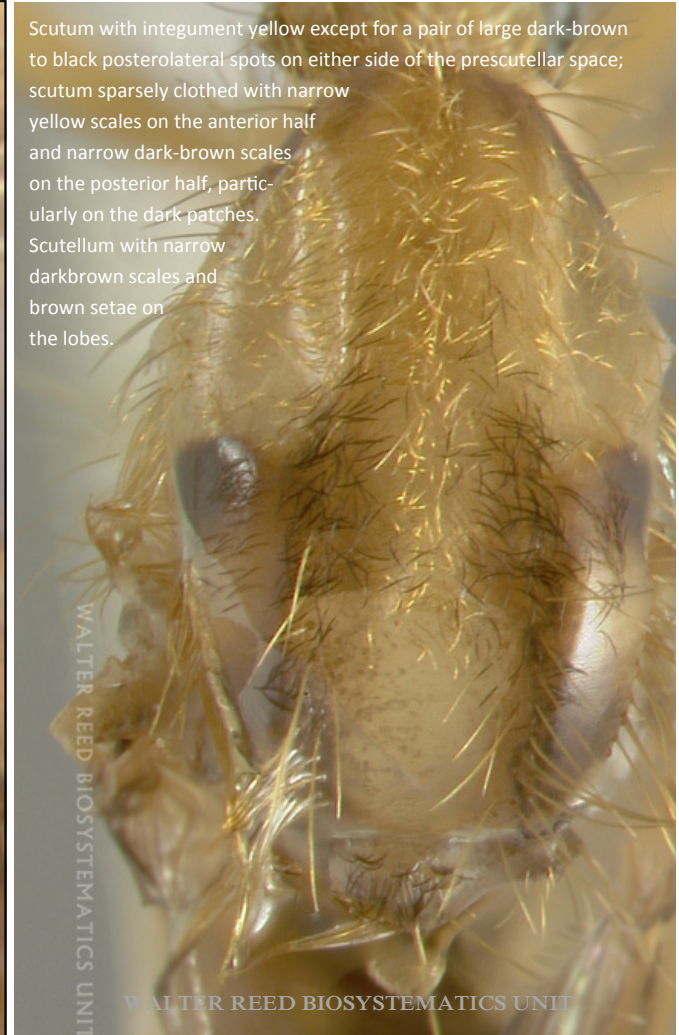


Aedes (Ochlerotatus) fulvus (Wiedemann), WRBU specimen AEFvs

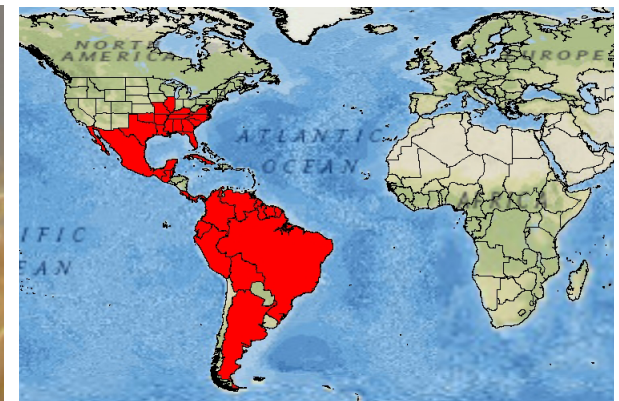

A medium-sized to rather large bright orange-yellow species. Thorax: Anterior pronotum, posterior pronotum, and pleura yellow; a dark spot present beneath the anterior spiracle. Pleuron with small patches of closely appressed silvery scales on prealar area and on upper half of the mesepimeron. Hypostigial spot of scales absent. Lower mesepimeral bristles absent.



Scutum with integument yellow except for a pair of large dark-brown to black posterolateral spots on either side of the prescutellar space; scutum sparsely clothed with narrow yellow scales on the anterior half and narrow dark-brown scales on the posterior half, particularly on the dark patches. Scutellum with narrow dark-brown scales and brown setae on the lobes.



Head: Proboscis yellow-scaled, dark at tip; palpi about one-fifth as long as the proboscis, yellow-scaled, with dark-scaled tips. Median area of occiput with narrow bright-yellow scales, yellow setae, and yellow erect forked scales; lateral region of occiput with broad flat yellow scales. Tori orange-colored, naked except for fine brown hairs on inner surface.



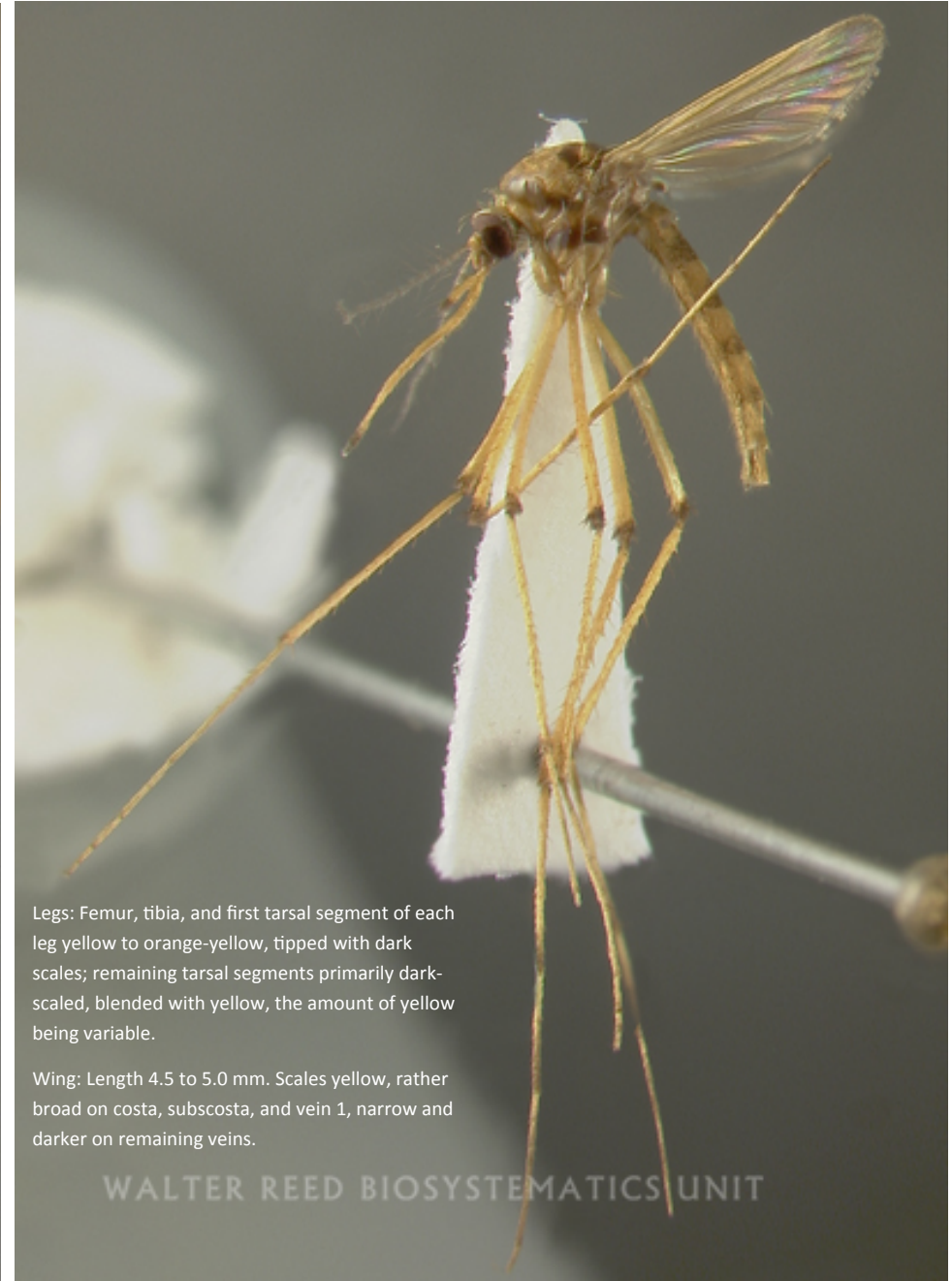
Aedes (Ochlerotatus) fulvus (Wiedemann), WRBU specimen AEFvs

Bionomics: Adults were attracted to light traps situated in forest areas. Females alighted on humans. Immature stages found in ground pools formed after heavy rains.

Medical Importance: Not known.



Abdomen: First tergite with a median patch of dark scales; remaining tergites yellow scaled basally and laterally, dark apically; the sixth segment with the dark-scaled area greatly reduced, seventh segment almost entirely yellow-scaled. Venter yellow-scaled.



Legs: Femur, tibia, and first tarsal segment of each leg yellow to orange-yellow, tipped with dark scales; remaining tarsal segments primarily dark-scaled, blended with yellow, the amount of yellow being variable.

Wing: Length 4.5 to 5.0 mm. Scales yellow, rather broad on costa, subcosta, and vein 1, narrow and darker on remaining veins.