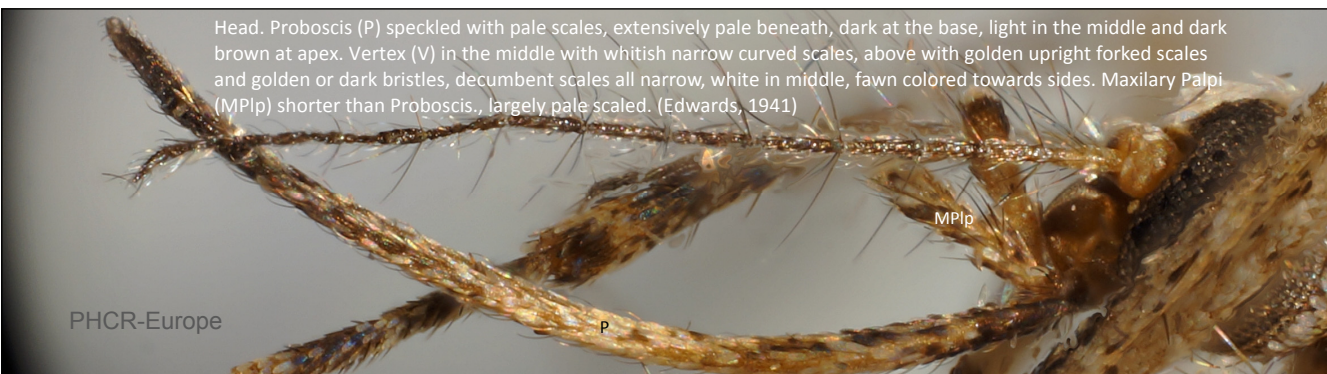


Aedes (Ochlerotatus) caspius (Pallas, 1771), Field collected from Djibouti 2013, Character descriptions: Edwards, 1941

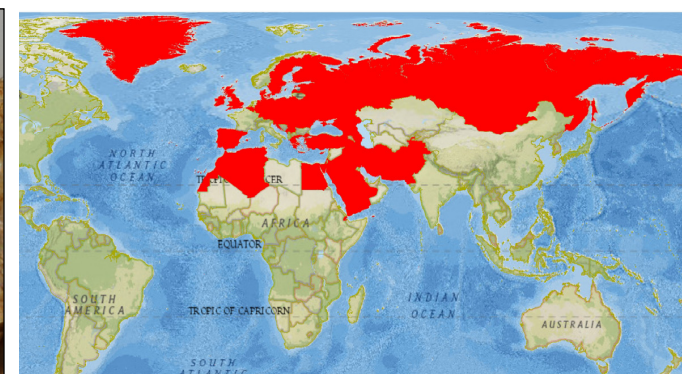
Distinguished from the few other Ethiopian mosquitoes with the pale rings of the hind tarsi extending across the joints by having the wings heavily sprinkled with pale scales. The tarsal markings separate it from *Aedes caballus*, which has somewhat similar coloring of the abdomen. Head. Vertex (V) with erect forked scales not numerous, restricted to occiput (Occ). Thorax. Postspiracular setae (PS) present, Prespiracular area (PsA) without setae (PsS absent) Paratergite (Pa) with scales, Base of hindcoxa (C-III) usually below base of mesomeron (Msm). Several lower mesepimeral setae (MeSL). Many broad white scales on thorax., even on metameron (Mem) (a minor feature distinguishing this species from all other African *Aedes*).




Thorax. Scutum (Scu) with all, or mainly narrow scales. Posterior margin of scutellum (Stm) trilobed, with setae in 3 groups on all lobes, with white and yellow narrow curved scales. Scutum golden-scaled with narrow dorsocentral stripes of white scales. Dorso-central and acrostical bristles present. (Edwards, 1941)



Head. Proboscis (P) speckled with pale scales, extensively pale beneath, dark at the base, light in the middle and dark brown at apex. Vertex (V) in the middle with whitish narrow curved scales, above with golden upright forked scales and golden or dark bristles, decumbent scales all narrow, white in middle, fawn colored towards sides. Maxillary Palpi (MPlp) shorter than Proboscis., largely pale scaled. (Edwards, 1941)



Aedes (Ochlerotatus) caspius (Pallas, 1771) - Field collected from Djibouti 2013 - Character descriptions: Edwards, 1941



Wing. Vein 1A ending slightly, or well beyond base of fork of vein Cu. Allula (AI) with narrow fringe scales. Heavy sprinkling of pale scales on all veins including costa.

PHCR-Europe



Male head. Maxillary palpi as long as Proboscis. Antennae feather like.

WALTER REED BIOSYSTEMATICS UNIT



Abdomen. Uniform covering of scales. With yellowish-white basal and apical bands, connected by a longitudinal stripe.

PHCR-Europe



PHCR-Europe

Bionomics: *Aedes (Ochlerotatus) caspius* deposits its eggs singly or in small groups directly on the surface of shallow, stagnant, sunlit pools with muddy bottoms and little or no vegetation. Larvae emerge two to three days after deposition. Breeding sites colonized include isolated stream pools, ground pools, coastal impoundment areas, inland lakes with high salinity (brackish water), and overflow water from irrigation projects. *Aedes caspius* is an opportunistic feeder that attacks birds and large mammals close to its breeding habitats. Hosts include cattle, deer, sheep, and humans. It feeds chiefly outdoors during the daytime but may feed in the evening.

Medical Importance: N/A—Vicious biter.



Legs. Pulvillus absent, or not well developed (hair-like)

PHCR-Europe



PHCR-Europe

Leg. Forefemur—mixed dark and light scales. Light scales predominate the basal third.



PHCR-Europe

Leg. Midfemur —mixed dark and light scales. Light scales predominate the basal third.



PHCR-Europe

Leg. Hindfemur —mixed dark and light scales. Basal half is light scaled. Creamy rings extend about equally and broadly on each side of joints 1-2, 2-3, 3-4 of hind tarsi. Segment 5 entirely creamy-white. First tarsal segment shorter than tibia.